

RG S SCHIAVETTI

- ◆ RETI E GRIGLIATI STIRATI
- ◆ EXPANDED METAL
- ◆ METAL DEPLOYE
- ◆ STRECKMETALL
- ◆ METAL EXPANDIDO




RETI STIRATE A MAGLIA ROMBOIDALE
DIAMOND MESH EXPANDED METAL
METAL DEPLOYE A MAILLE LOSANGE
STRECKMETALL MIT RAUTENMASCHEN
METAL EXPANDIDO CON MALLA ROMBOIDAL

pag. 3



RETI STIRATE E SPIANATE A MAGLIA ROMBOIDALE
DIAMOND MESH FLATTENED EXPANDED METAL
METAL DEPLOYE ET APLATI A MAILLE LOSANGE
STRECKMETALL FLACHGEWALZT MIT RAUTENMASCHEN
METAL EXPANDIDO Y LAMINADO CON MALLA ROMBOIDAL

pag. 11




RETI STIRATE A MAGLIA QUADRA
SQUARE MESH EXPANDED METAL
METAL DEPLOYE A MAILLE CARREE
STRECKMETALL MIT QUADRATMASCHEN
METAL EXPANDIDO CON MALLA CUADRADA

pag. 15




RETI STIRATE E SPIANATE A MAGLIA QUADRA
SQUARE MESH FLATTENED EXPANDED METAL
METAL DEPLOYE ET APLATI A MAILLE CARREE
STRECKMETALL FLACHGEWALZT MIT QUADRATMASCHEN
METAL EXPANDIDO Y LAMINADO CON MALLA CUADRADA

pag. 21



RETI STIRATE E SPIANATE A MAGLIA TONDA
ROUND MESH FLATTENED EXPANDED METAL
METAL DEPLOYE ET APLATI A MAILLE RONDE
STRECKMETALL FLACHGEWALZT MIT RUNDMASCHEN
METAL EXPANDIDO Y LAMINADO CON MALLA REDONDA

pag. 25




RETI STIRATE A MAGLIA ESAGONALE
HEXAGONAL MESH EXPANDED METAL
METAL DEPLOYE A MAILLE HEXAGONALE
STRECKMETALL MIT SECHSECKMASCHEN
METAL EXPANDIDO CON MALLA HEXAGONAL

pag. 31



RETI STIRATE SERIE "L"
"L" SERIES MESH EXPANDED METAL
METAL DEPLOYE MAILLES SERIE "L"
STRECKMETALL "L" SERIE MASCHEN
METAL EXPANDIDO MALLAS SERIE "L"

pag. 35




RETI STIRATE A MAGLIA RASPANTE
RASP MESH EXPANDED METAL
METAL DEPLOYE MAILLES A SURFACE RAPANTE
STRECKMETALL MIT RASPELMASCHE
METAL EXPANDIDO CON MALLAS A RASPA

pag. 41



GRIGLIATI STIRATI
WALKWAY MESH EXPANDED METAL
METAL DEPLOYE POUR PASSERELLES
STRECKMETALL MIT GITTEROST MASCHEN
REJILLAS ESTIRADAS

pag. 43




DATI DI PORTANZA
LOAD TABLES
TABLEAU DE PORTANCES
BELASTUNGSTABELLE
TABLAS DE LAS CAPACIDAD DE SOPORTE

pag. 49



GRIGLIATI STIRATI E SPIANATI
WALKWAY MESH EXPANDED AND FLATTENED METAL
METAL DEPLOYE ET APLATI POUR PASSERELLES
STRECKMETALL FLACHGEWALZT MIT GITTEROST MASCHEN
REJILLAS ESTIRADAS LAMINADAS

pag. 51



RETI DECORATIVE
DECORATIVE MESH
MAILLES DECORATIVES
DEKORATIVE MASCHEN
MALLAS DECORATIVAS

pag. 55



PRODOTTI PER ESSICCAZIONE LATERIZI
PRODUCTS FOR DRYING BRICKS
PRODUITS POUR LE SECHAGE DES BRIQUES
PRODUKTE FÜR DIE TROCKNUNG VON BACKSTEINEN UND ZIEGELN
PRODUCTOS PARA EL SECADO DE LADRILLOS

pag. 60



GRADINI E PIANEROTTOLI IN LAMIERA STIRATA
EXPANDED METAL STAIRTREADS AND LANDINGS
MARCHES ET PALIERS EN METAL DEPLOYE
STUFEN UND TREPPENABSATZEN AUS STRECKMETALL
PELDANOS Y RELANOS EN METAL EXPANDIDO

pag. 62




RECINZIONI PER ESTERNO
FENCING
CLOTURES POUR USAGE EXTERIEUR
ZÄUNE
CERCADOS PARA EXTERIOR

pag. 64



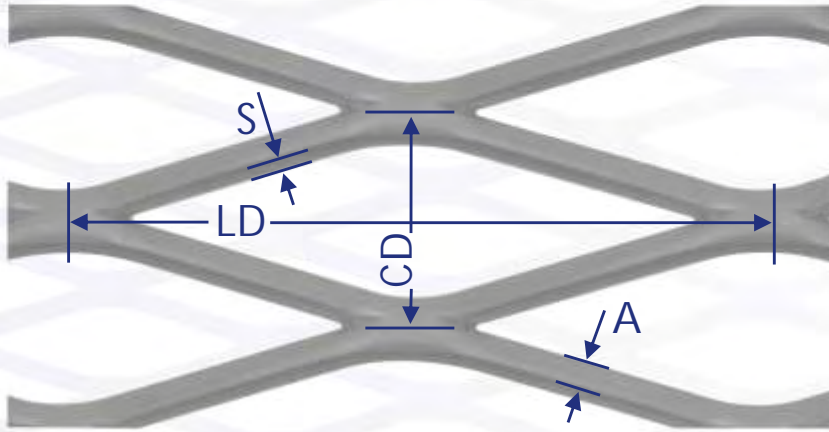
COME RAGGIUNGERCI
HOW TO REACH US
NOUS TROUVER
SO FINDEN SIE UNS
COMO LLEGAR A NOSOTROS

pag. 68



- ◆ RETI STIRATE A MAGLIA ROMBOIDALE
- ◆ DIAMOND MESH EXPANDED METAL
- ◆ METAL DEPLOYE A MAILLE LOSANGE
- ◆ STRECKMETALL MIT RAUTENMASCHEN
- ◆ METAL EXPANDIDO CON MALLA ROMBOIDAL

- ◆ RETI STIRATE A MAGLIA ROMBOIDALE
- ◆ DIAMOND MESH EXPANDED METAL
- ◆ METAL DEPLOYE A MAILLE LOSANGE
- ◆ STRECKMETALL MIT RAUTENMASCHEN
- ◆ METAL EXPANDIDO CON MALLA ROMBOIDAL



LD LUNGA DIAGONALE
LD LONG WAY OF MESH
LD LONGUE DIAGONALE
LD LANGE DIAGONALE
LD DIAGONAL LARGA

CD CORTA DIAGONALE
CD SHORT WAY OF MESH
CD COURTE DIAGONALE
CD KURZE DIAGONALE
CD DIAGONAL CORTA

A AVANZAMENTO
A STRAND WIDTH
A LANIERE
A STEGBREITE
A ANCHO HILO

S SPESSORE
S THICKNESS
S EPAISSEUR
S DICKE
S ESPESOR CHAPA

COME LEGGERE LE TABELLE
HOW TO READ TABLES
COMMENT LIRE LES TABLES
WIE DIE TABELLEN ZU LESEN
COMO LEER LAS TABLAS

- ◆ MAGLIA
- ◆ MESH
- ◆ MAILLE
- ◆ MASCHEN
- ◆ MALLA

- ◆ CODICE ARTICOLO
- ◆ ITEM CODE
- ◆ CODE ARTICLE
- ◆ ARTIKELKODE
- ◆ CODIGO ARTICULO

MR 43 x 13				
	◆	◆	◆	◆
2.10	2,5	1	2,9	1250
17.10	2,5	1,5	4,4	1500
28.10	2,5	2	5,5	1500

- ◆ ARTICOLO DISPONIBILE DA STOCK
- ◆ ITEM AVAILABLE FROM STOCK
- ◆ ARTICLE DISPONIBLE SUR STOCK
- ◆ ARTIKEL AB LAGER VERFUGBAR
- ◆ ARTICULO DISPONIBLE EN STOCK

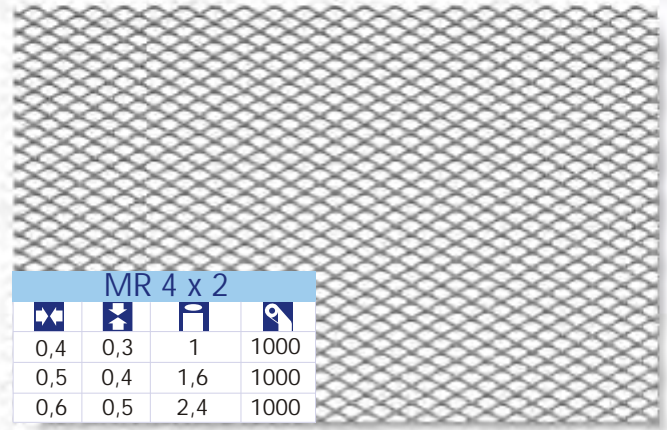


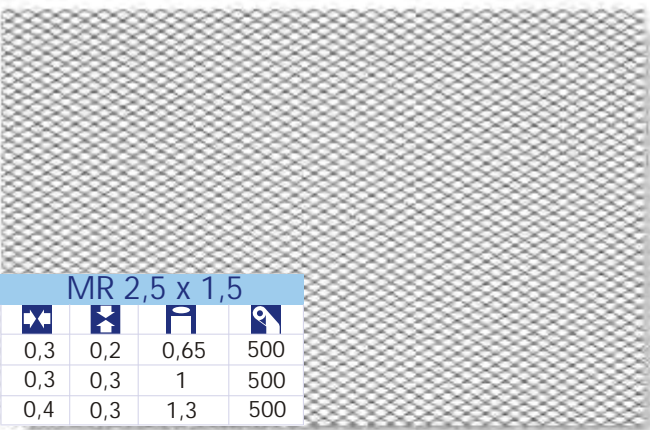



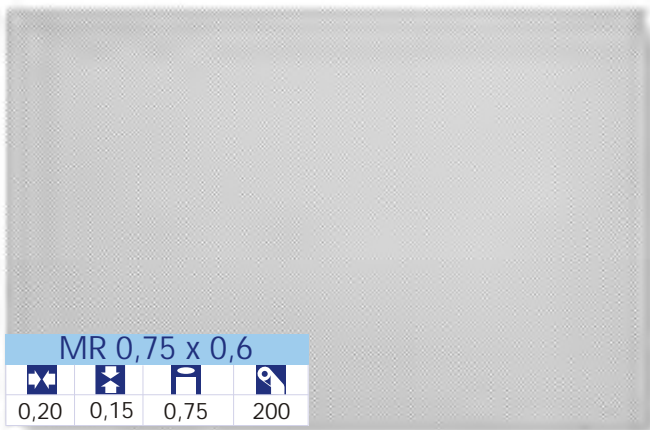
◆ AVANZAMENTO
STRAND WIDTH
LANIERE
STEBBREITE
ANCHO HILO

◆ SPESSORE
THICKNESS
EPAISSEUR
DICKE
ESPESOR CHAPA


◆ PESO
WEIGHT
POIDS
GEWICHT
PESO

◆ LARGHEZZA MAX
MAX WIDTH
LARGEUR MAXI
MAX BREITE
ANCHO MAX

IL PESO INDICATO E' RIFERITO A LAMIERA STIRATA IN ACCIAIO COMUNE
INDICATED WEIGHT IS RELATED TO MILD STEEL EXPANDED METAL
LE POIDS INDIQUE SE REFERE AU METAL DEPLOYE EN ACIER DOUX
DIE GEWICHTSANGABE BETRIFFT STRECKMETALL AUS STAHL
EL PESO INDICADO CONCIERNE AL METAL EXPANDIDO DE HIERRO




- ◆ RETI STIRATE A MAGLIA ROMBOIDALE
- ◆ DIAMOND MESH EXPANDED METAL
- ◆ METAL DEPLOYE A MAILLE LOSANGE
- ◆ STRECKMETALL MIT RAUTENMASCHEN
- ◆ METAL EXPANDIDO CON MALLA ROMBOIDAL



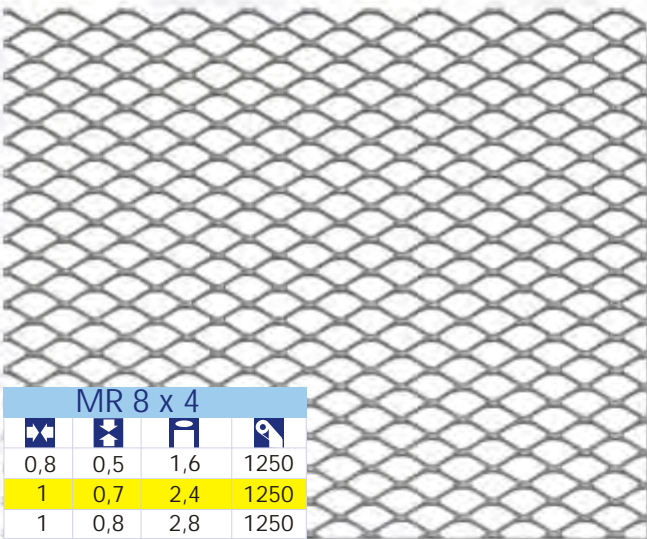
MR 5 x 2,8

◆	◆	◆	◆
0,7	0,3	1,2	1000
0,7	0,4	1,6	1000
0,7	0,5	2	1000



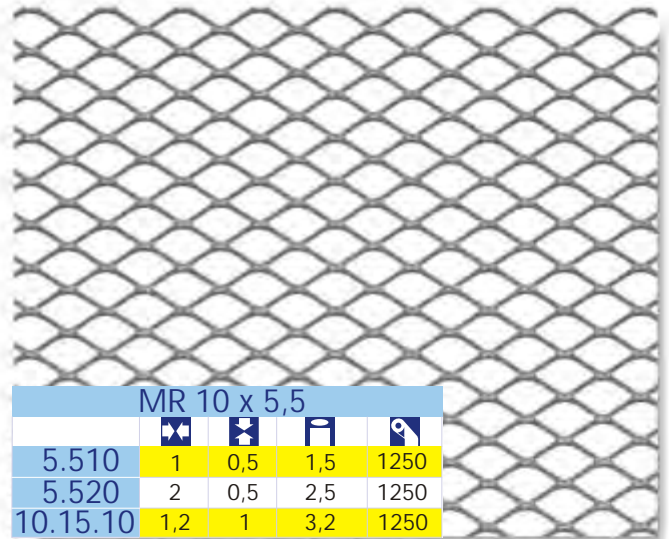
MR 6 x 3,5

	◆	◆	◆	◆
	0,75	0,3	1,1	1250
2510	0,8	0,5	1,8	1250
	1	0,7	3,2	1250



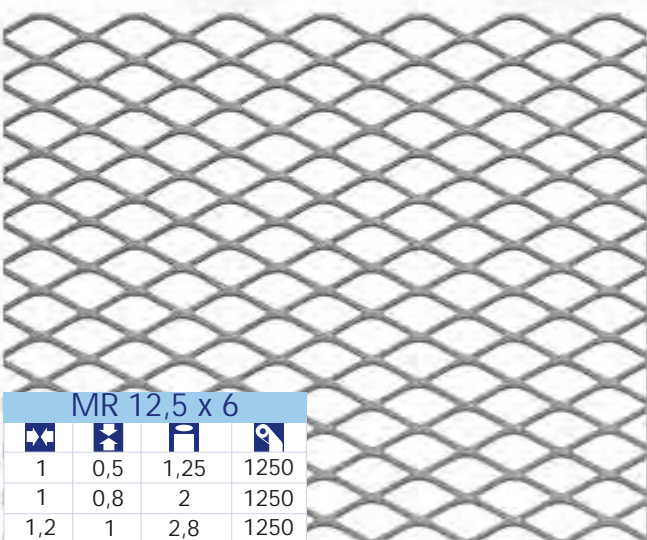
MR 8 x 4

◆	◆	◆	◆
0,8	0,5	1,6	1250
1	0,7	2,4	1250
1	0,8	2,8	1250




MR 10 x 5,5

	◆	◆	◆	◆
5.510	1	0,5	1,5	1250
5.520	2	0,5	2,5	1250
10.15.10	1,2	1	3,2	1250



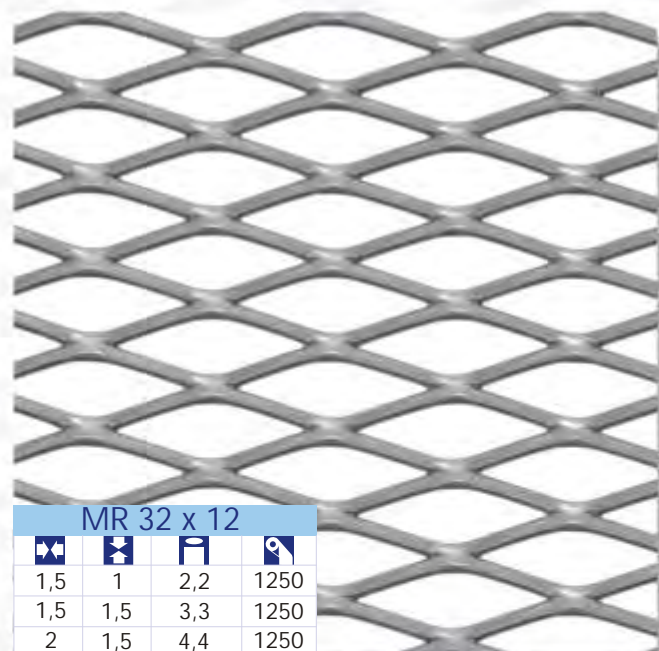
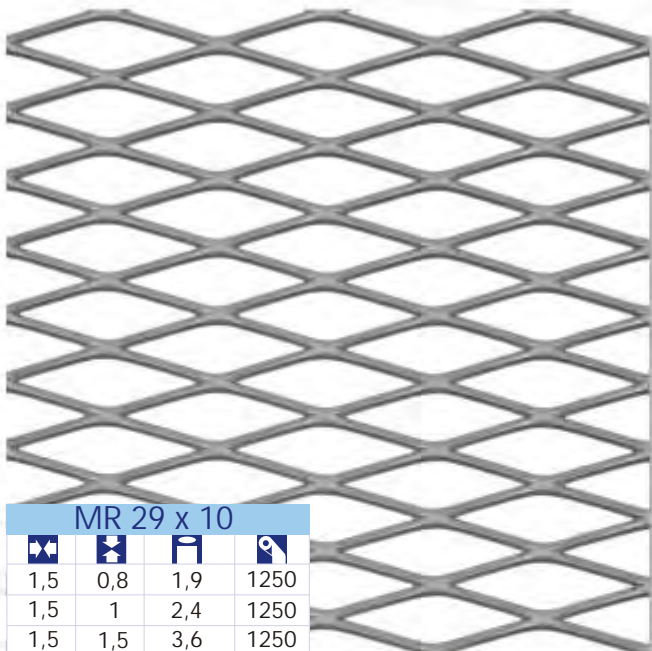
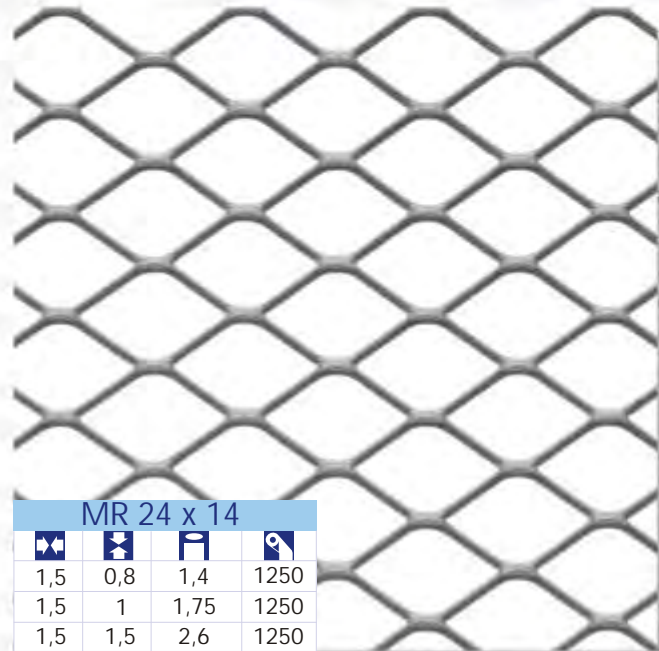
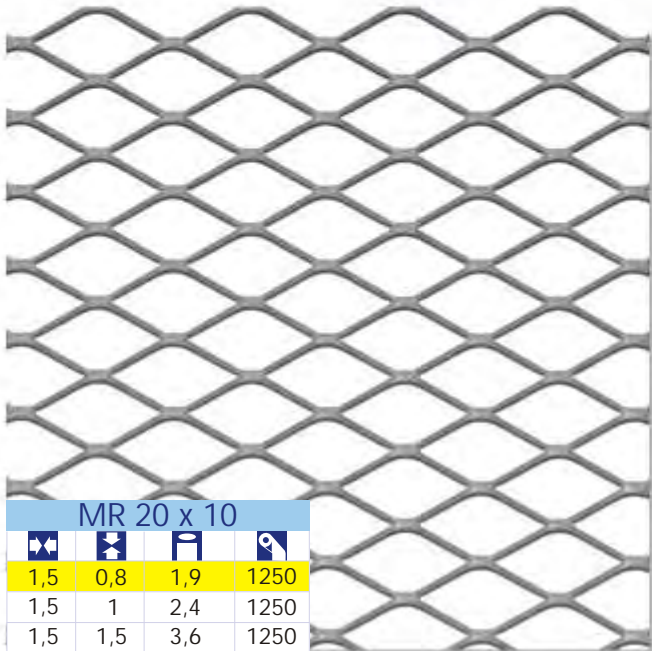
MR 12,5 x 6

◆	◆	◆	◆
1	0,5	1,25	1250
1	0,8	2	1250
1,2	1	2,8	1250

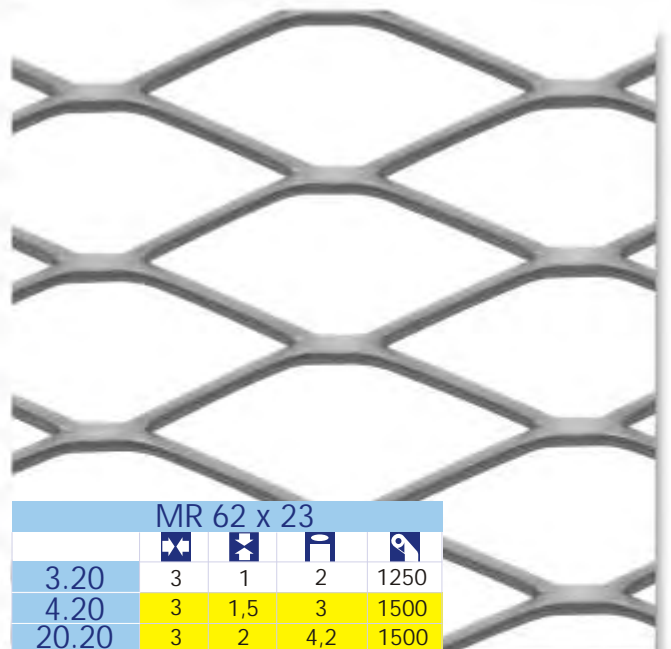


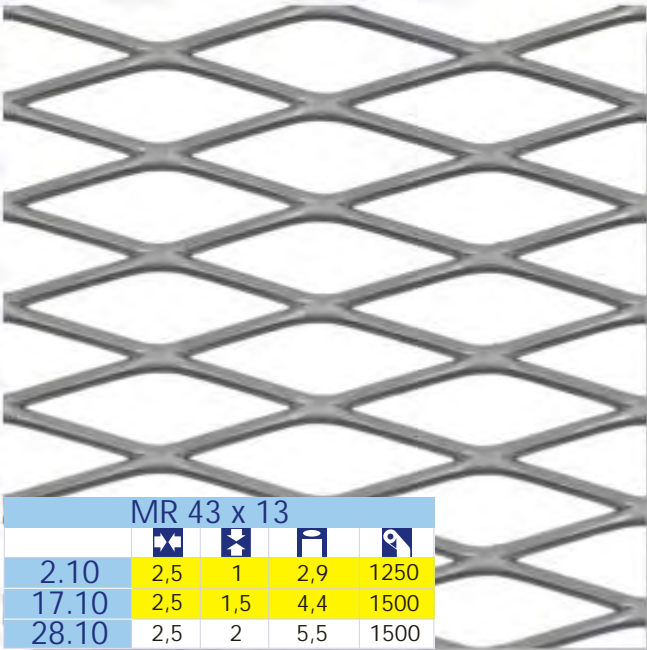



MR 16 x 8

	◆	◆	◆	◆
	1	0,5	1	1250
6.813	1,4	0,8	2,3	1250
6.825	2,5	0,8	4	1250



- ◆ RETI STIRATE A MAGLIA ROMBOIDALE
- ◆ DIAMOND MESH EXPANDED METAL
- ◆ METAL DEPLOYE A MAILLE LOSANGE
- ◆ STRECKMETALL MIT RAUTENMASCHEN
- ◆ METAL EXPANDIDO CON MALLA ROMBOIDAL





MR 62 x 30				
3	1,5	2,4		1250
3	2	3,2		1250








MR 76 x 31				
3	3	4,6		1500








MR 90 x 30				
3	3	4,3		1500


- ◆ RETI STIRATE A MAGLIA ROMBOIDALE
- ◆ DIAMOND MESH EXPANDED METAL
- ◆ METAL DEPLOYE A MAILLE LOSANGE
- ◆ STRECKMETALL MIT RAUTENMASCHEN
- ◆ METAL EXPANDIDO CON MALLA ROMBOIDAL



MR 115 x 40				
				
24.40	3	3	3,8	2500
21.40	4,5	3	5	2500
	6	3	6,5	2500

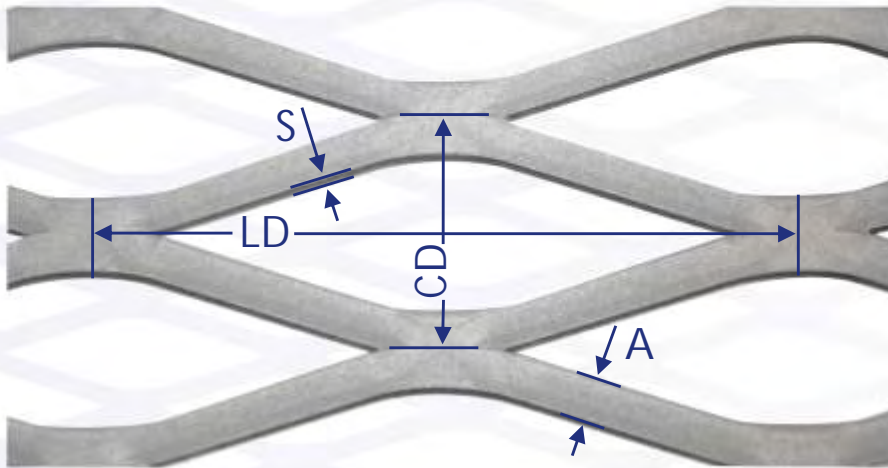


MR 200 x 75				
				
15.75	3	3	2,1	2500
9.75	4,5	3	2,8	2500
8.75	6	3	3,6	2500



- ◆ RETI STIRATE E SPIANATE A MAGLIA ROMBOIDALE
- ◆ DIAMOND MESH FLATTENED EXPANDED METAL
- ◆ METAL DEPLOYE ET APLATI A MAILLE LOSANGE
- ◆ STRECKMETALL FLACHGEWALZT MIT RAUTENMASCHEN
- ◆ METAL EXPANDIDO Y LAMINADO CON MALLA ROMBOIDAL

- ◆ RETI STIRATE E SPIANATE A MAGLIA ROMBOIDALE
- ◆ DIAMOND MESH FLATTENED EXPANDED METAL
- ◆ METAL DEPLOYE ET APLATI A MAILLE LOSANGE
- ◆ STRECKMETALL FLACHGEWALZT MIT RAUTENMASCHEN
- ◆ METAL EXPANDIDO Y LAMINADO CON MALLA ROMBOIDAL



- LD LUNGA DIAGONALE
- LD LONG WAY OF MESH
- LD LONGUE DIAGONALE
- LD LANGE DIAGONALE
- LD DIAGONAL LARGA
- CD CORTA DIAGONALE
- CD SHORT WAY OF MESH
- CD COURTE DIAGONALE
- CD KURZE DIAGONALE
- CD DIAGONAL CORTA
- A AVANZAMENTO
- A STRAND WIDTH
- A LANIERE
- A STEGBREITE
- A ANCHO HILO
- S SPESSORE
- S THICKNESS
- S EPAISSEUR
- S DICKE
- S ESPESOR CHAPA

COME LEGGERE LE TABELLE
HOW TO READ TABLES
COMMENT LIRE LES TABLES
WIE DIE TABELLEN ZU LESEN
COMO LEER LAS TABLAS

- MAGLIA
- MESH
- MAILLE
- MASCHEN
- MALLA

- CODICE ARTICOLO
- ITEM CODE
- CODE ARTICLE
- ARTIKELKODE
- CODIGO ARTICULO

MRS 43 x 15				
	■	■	■	■
S.2.10	2,5	1	2,7	1250
S.17.10	2,5	1,5	3,9	1500
S.28.10	2,5	2	5,3	1500

- ARTICOLO DISPONIBILE DA STOCK
- ITEM AVAILABLE FROM STOCK
- ARTICLE DISPONIBLE SUR STOCK
- ARTIKEL AB LAGER VERFUGBAR
- ARTICULO DISPONIBLE EN STOCK


■ AVANZAMENTO
STRAND WIDTH
LANIERE
STEBBREITE
ANCHO HILO

■ SPESSORE
THICKNESS
EPAISSEUR
DICKE
ESPESOR CHAPA


■ PESO
WEIGHT
POIDS
GEWICHT
PESO

■ LARGHEZZA MAX
MAX WIDTH
LARGEUR MAXI
MAX BREITE
ANCHO MAX

IL PESO INDICATO E' RIFERITO A LAMIERA STIRATA IN ACCIAIO COMUNE
INDICATED WEIGHT IS RELATED TO MILD STEEL EXPANDED METAL
LE POIDS INDIQUE SE REFERE AU METAL DEPLOYE EN ACIER DOUX
DIE GEWICHTSANGABE BETRIFFT STRECKMETALL AUS STAHL
EL PESO INDICADO CONCIERNE AL METAL EXPANDIDO DE HIERRO



MRS 10 x 6				
	1	0,5	1,35	1250
	1	0,8	2,1	1250
S.10.15.10	1,2	1	3	1250





MRS 16 x 8			
1,4	0,8	2,1	1250



MRS 20 x 11			
1,5	0,8	1,8	1250

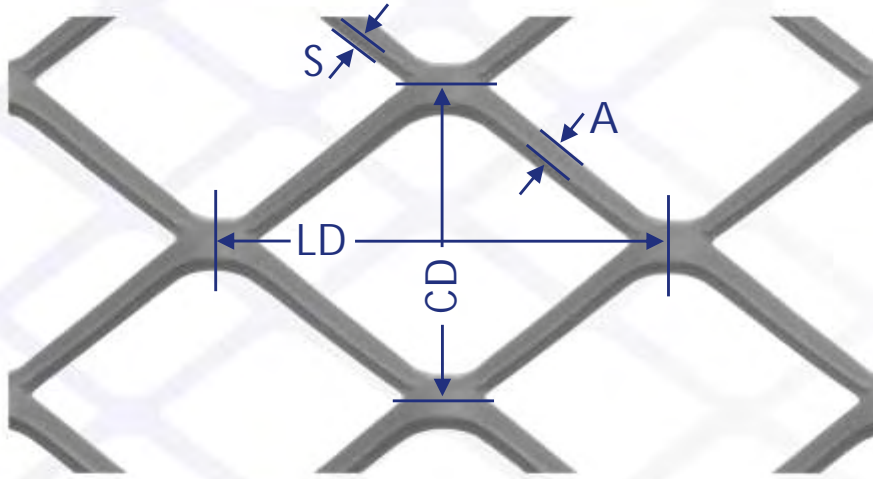
- ◆ RETI STIRATE E SPIANATE A MAGLIA ROMBOIDALE
- ◆ DIAMOND MESH FLATTENED EXPANDED METAL
- ◆ METAL DEPLOYE ET APLATI A MAILLE LOSANGE
- ◆ STRECKMETALL FLACHGEWALZT MIT RAUTENMASCHEN
- ◆ METAL EXPANDIDO Y LAMINADO CON MALLA ROMBOIDAL





- ◆ RETI STIRATE A MAGLIA QUADRA
- ◆ *SQUARE MESH EXPANDED METAL*
- ◆ *METAL DEPLOYE A MAILLE CARREE*
- ◆ *STRECKMETALL MIT QUADRATMASCHEN*
- ◆ *METAL EXPANDIDO CON MALLA CUADRADA*

- ◆ RETI STIRATE A MAGLIA QUADRA
- ◆ SQUARE MESH EXPANDED METAL
- ◆ METAL DEPLOYE A MAILLE CARREE
- ◆ STRECKMETALL MIT QUADRATMASCHEN
- ◆ METAL EXPANDIDO CON MALLA CUADRADA



LD LUNGA DIAGONALE
LD LONG WAY OF MESH
LD LONGUE DIAGONALE
LD LANGE DIAGONALE
LD DIAGONAL LARGA

CD CORTA DIAGONALE
CD SHORT WAY OF MESH
CD COURTE DIAGONALE
CD KURZE DIAGONALE
CD DIAGONAL CORTA

A AVANZAMENTO
A STRAND WIDTH
A LANIERE
A STEGBREITE
A ANCHO HILO

S SPESSORE
S THICKNESS
S EPAISSEUR
S DICKE
S ESPESOR CHAPA

COME LEGGERE LE TABELLE
HOW TO READ TABLES
COMMENT LIRE LES TABLES
WIE DIE TABELLEN ZU LESEN
COMO LEER LAS TABLAS

- MAGLIA
- MESH
- MAILLE
- MASCHEN
- MALLA

MQ 60 x 41

4,5	2,5	4,4	1500
4,5	3	5,3	1500

- ARTICOLO DISPONIBILE DA STOCK
- ITEM AVAILABLE FROM STOCK
- ARTICLE DISPONIBLE SUR STOCK
- ARTIKEL AB LAGER VERFÜGBAR
- ARTICULO DISPONIBLE EN STOCK

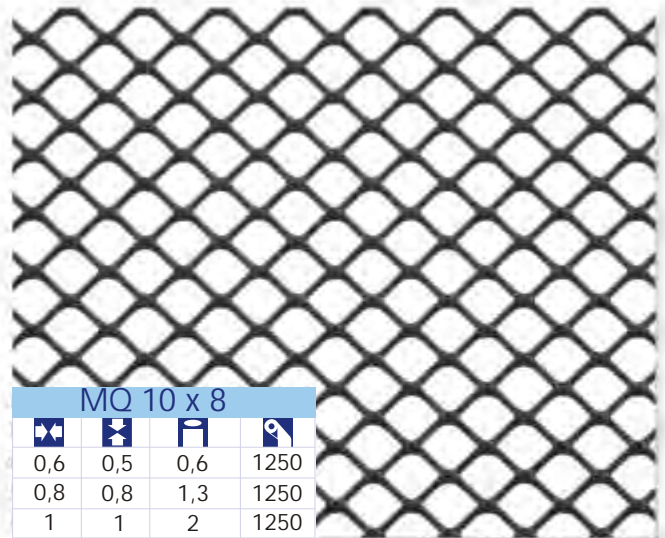

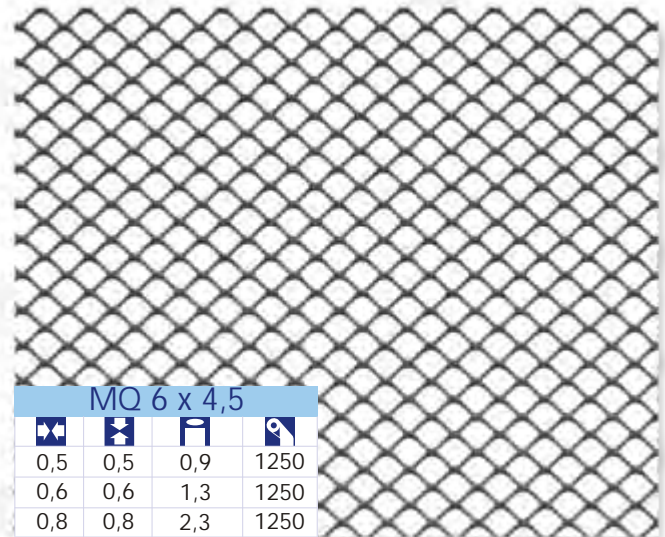
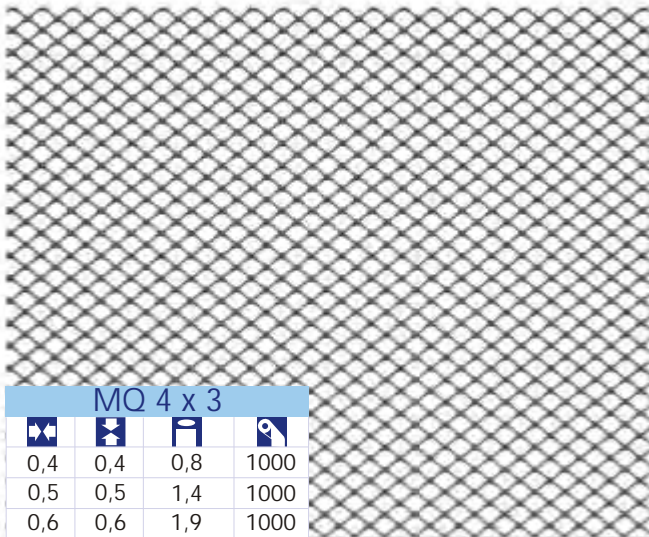
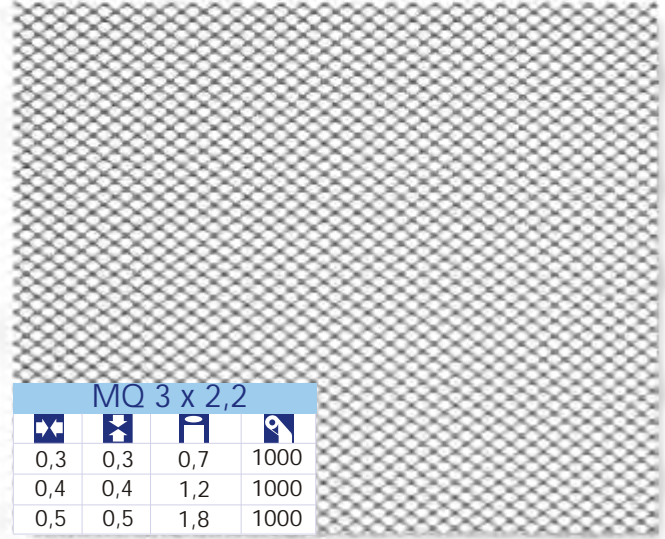

AVANZAMENTO
STRAND WIDTH
LANIERE
STEBBREITE
ANCHO HILO

SPESSORE
THICKNESS
EPAISSEUR
DICKE
ESPESOR CHAPA

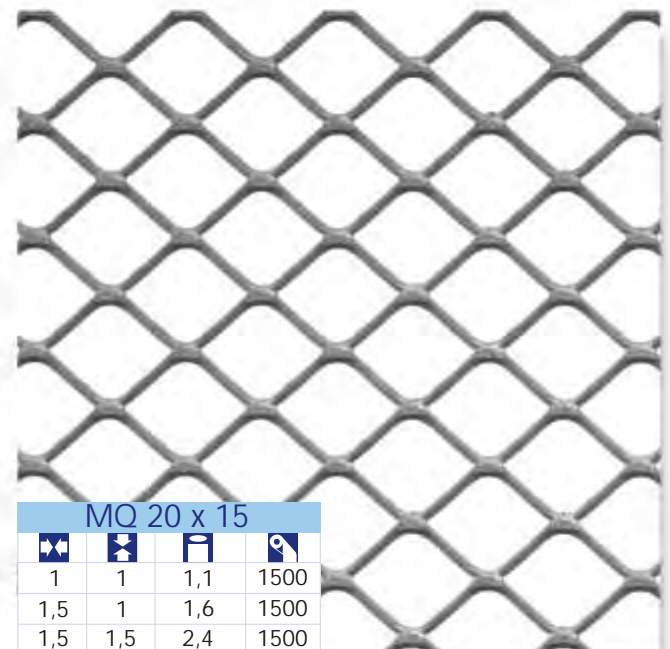
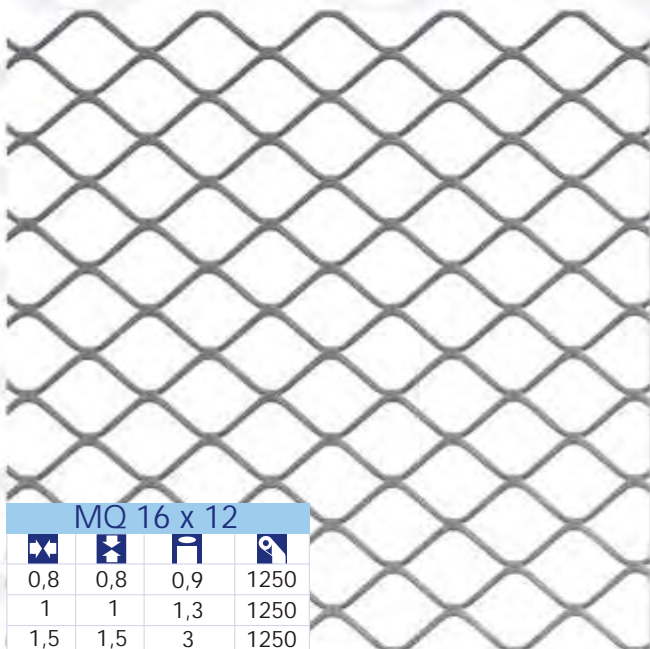
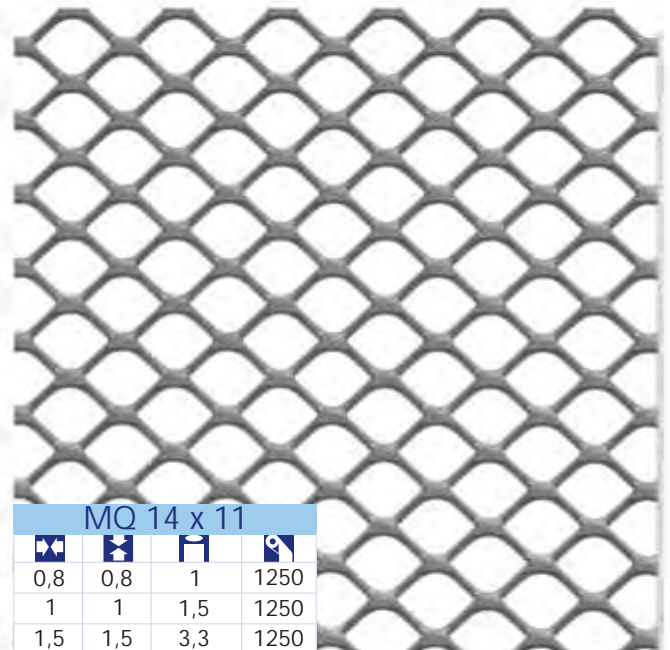
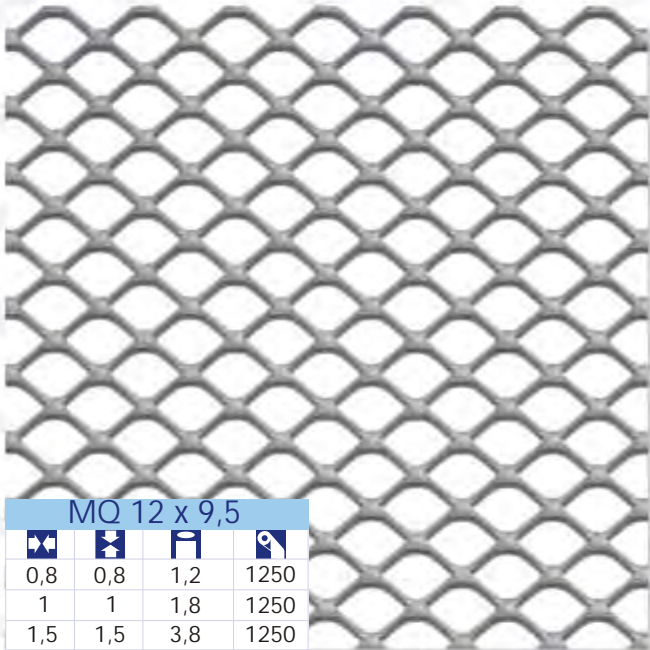
PESO
WEIGHT
POIDS
GEWICHT
PESO


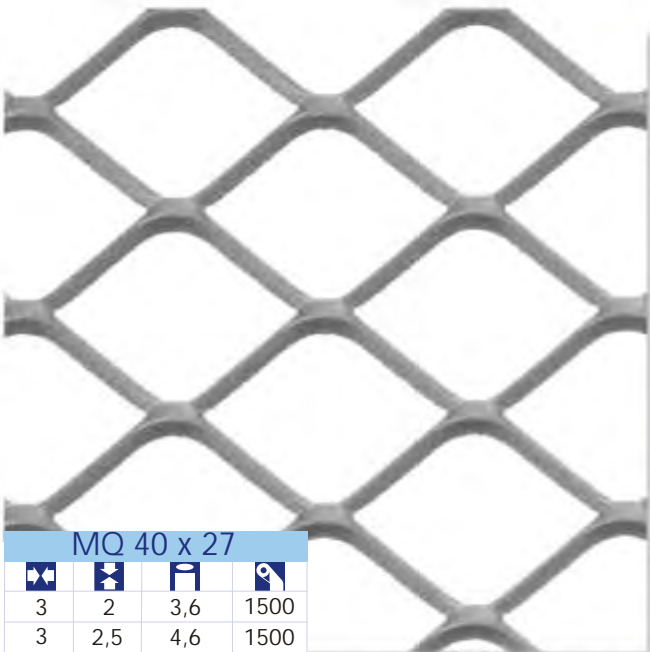
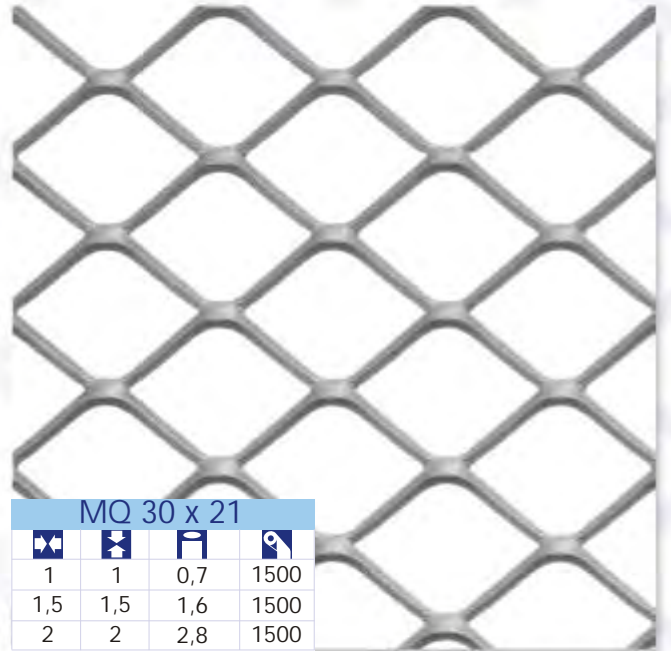
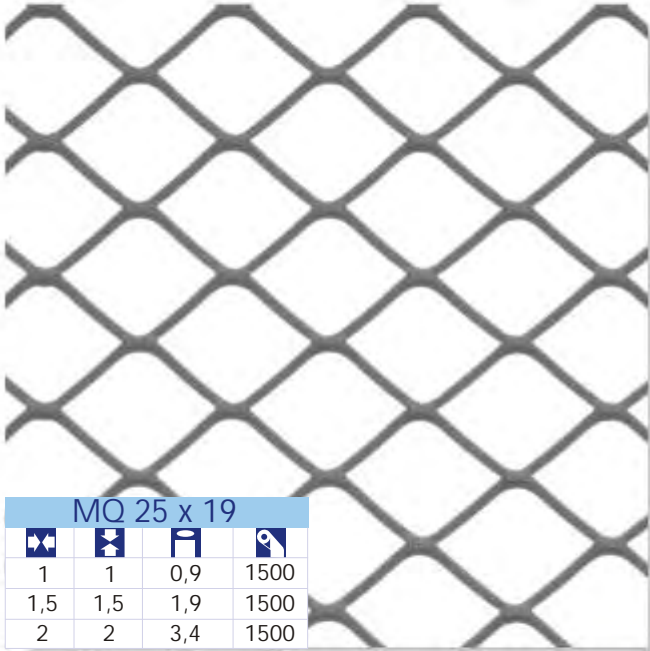
LARGHEZZA MAX
MAX WIDTH
LARGEUR MAXI
MAX BREITE
ANCHO MAX

IL PESO INDICATO E' RIFERITO A LAMIERA STIRATA IN ACCIAIO COMUNE
INDICATED WEIGHT IS RELATED TO MILD STEEL EXPANDED METAL
LE POIDS INDIQUE SE REFERE AU METAL DEPLOYE EN ACIER DOUX
DIE GEWICHTSANGABE BETRIFFT STRECKMETALL AUS STAHL
EL PESO INDICADO CONCIERNE AL METAL EXPANDIDO DE HIERRO





- ◆ RETI STIRATE A MAGLIA QUADRA
- ◆ *SQUARE MESH EXPANDED METAL*
- ◆ *METAL DEPLOYE A MAILLE CARREE*
- ◆ *STRECKMETALL MIT QUADRATMASCHEN*
- ◆ *METAL EXPANDIDO CON MALLA CUADRADA*





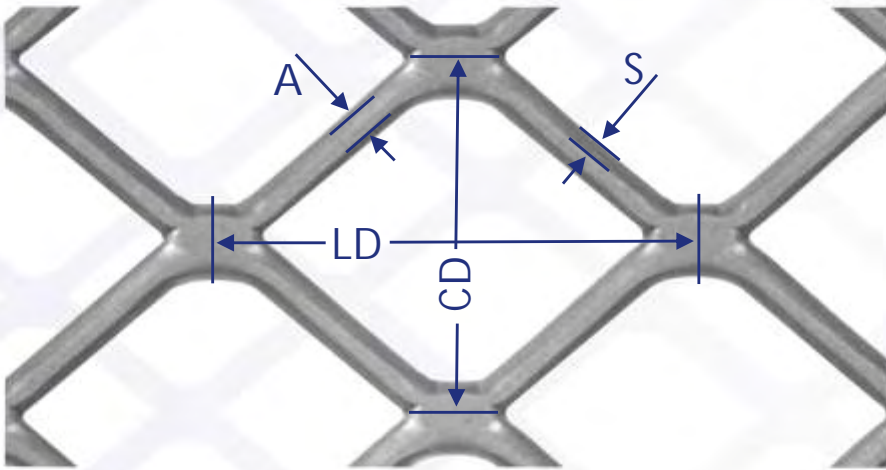
- ◆ RETI STIRATE A MAGLIA QUADRA
- ◆ *SQUARE MESH EXPANDED METAL*
- ◆ *METAL DEPLOYE A MAILLE CARREE*
- ◆ *STRECKMETALL MIT QUADRATMASCHEN*
- ◆ *METAL EXPANDIDO CON MALLA CUADRADA*





- ◆ RETI STIRATE E SPIANATE A MAGLIA QUADRA
- ◆ *SQUARE MESH FLATTENED EXPANDED METAL*
- ◆ *METAL DEPLOYE ET APLATI A MAILLE CARREE*
- ◆ *STRECKMETALL FLACHGEWALZT MIT QUADRATMASCHEN*
- ◆ *METAL EXPANDIDO Y LAMINADO CON MALLA CUADRADA*

- ◆ RETI STIRATE E SPIANATE A MAGLIA QUADRA
- ◆ SQUARE MESH FLATTENED EXPANDED METAL
- ◆ METAL DEPLOYE ET APLATI A MAILLE CARREE
- ◆ STRECKMETALL FLACHGEWALZT MIT QUADRATMASCHEN
- ◆ METAL EXPANDIDO Y LAMINADO CON MALLA CUADRADA



LD LUNGA DIAGONALE
LD LONG WAY OF MESH
LD LONGUE DIAGONALE
LD LANGE DIAGONALE
LD DIAGONAL LARGA

CD CORTA DIAGONALE
CD SHORT WAY OF MESH
CD COURTE DIAGONALE
CD KURZE DIAGONALE
CD DIAGONAL CORTA

A AVANZAMENTO
A STRAND WIDTH
A LANIERE
A STEGBREITE
A ANCHO HILO

S SPESSORE
S THICKNESS
S EPAISSEUR
S DICKE
S ESPESOR CHAPA

COME LEGGERE LE TABELLE
HOW TO READ TABLES
COMMENT LIRE LES TABLES
WIE DIE TABELLEN ZU LESEN
COMO LEER LAS TABLAS

■ MAGLIA
■ MESH
■ MAILLE
■ MASCHEN
■ MALLA

MQS 20 x 15			
1,7	1,5	2,7	1500

■ ARTICOLO DISPONIBILE DA STOCK
■ ITEM AVAILABLE FROM STOCK
■ ARTICLE DISPONIBLE SUR STOCK
■ ARTIKEL AB LAGER VERFÜGBAR
■ ARTICULO DISPONIBLE EN STOCK



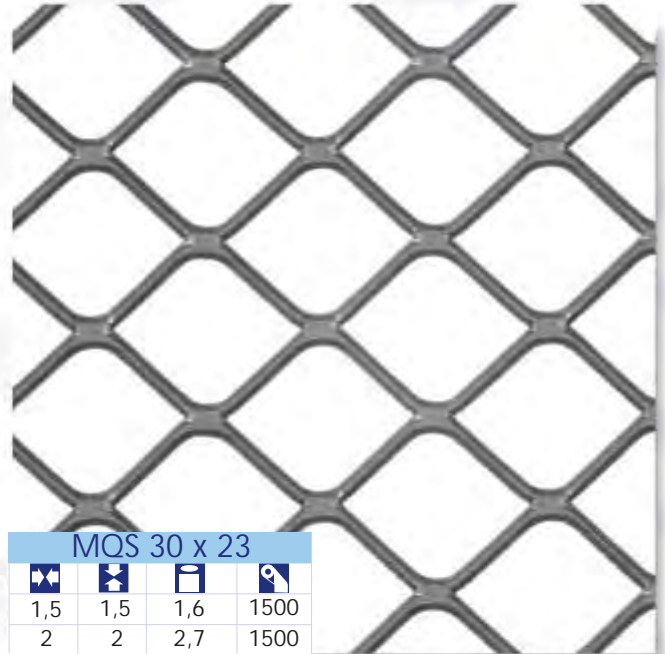

AVANZAMENTO
STRAND WIDTH
LANIERE
STEBBREITE
ANCHO HILO

SPESSORE
THICKNESS
EPAISSEUR
DICKE
ESPESOR CHAPA

PESO
WEIGHT
POIDS
GEWICHT
PESO


LARGHEZZA MAX
MAX WIDTH
LARGEUR MAXI
MAX BREITE
ANCHO MAX

IL PESO INDICATO E' RIFERITO A LAMIERA STIRATA IN ACCIAIO COMUNE
INDICATED WEIGHT IS RELATED TO MILD STEEL EXPANDED METAL
LE POIDS INDIQUE SE REFERE AU METAL DEPLOYE EN ACIER DOUX
DIE GEWICHTSANGABE BETRIFFT STRECKMETALL AUS STAHL
EL PESO INDICADO CONCIERNE AL METAL EXPANDIDO DE HIERRO



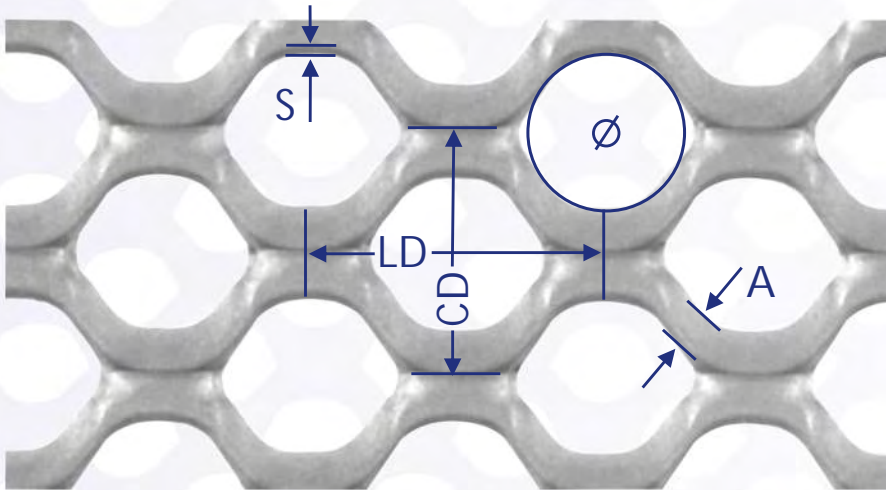
- ◆ RETI STIRATE E SPIANATE A MAGLIA QUADRA
- ◆ *SQUARE MESH FLATTENED EXPANDED METAL*
- ◆ *METAL DEPLOYE ET APLATI A MAILLE CARREE*
- ◆ *STRECKMETALL FLACHGEWALZT MIT QUADRATMASCHEN*
- ◆ *METAL EXPANDIDO Y LAMINADO CON MALLA CUADRADA*





- RETI STIRATE E SPIANATE A MAGLIA TONDA
- *ROUND MESH FLATTENED EXPANDED METAL*
- *METAL DEPLOYE ET APLATI A MAILLE RONDE*
- *STRECKMETALL FLACHGEWALZT MIT RUNDMASCHEN*
- *METAL EXPANDIDO Y LAMINADO CON MALLA REDONDA*

- RETI STIRATE E SPIANATE A MAGLIA TONDA
- ROUND MESH FLATTENED EXPANDED METAL
- METAL DEPLOYE ET APLATI A MAILLE RONDE
- STRECKMETALL FLACHGEWALZT MIT RUNDMASCHEN
- METAL EXPANDIDO Y LAMINADO CON MALLA REDONDA



LD LUNGA DIAGONALE
LD LONG WAY OF MESH
LD LONGUE DIAGONALE
LD LANGE DIAGONALE
LD DIAGONAL LARGA

CD CORTA DIAGONALE
CD SHORT WAY OF MESH
CD COURTE DIAGONALE
CD KURZE DIAGONALE
CD DIAGONAL CORTA

A AVANZAMENTO
A STRAND WIDTH
A LANIERE
A STEGBREITE
A ANCHO HILO

S SPESSORE
S THICKNESS
S EPAISSEUR
S DICKE
S ESPESOR CHAPA

Ø DIAMETRO FORO
Ø HOLE DIAMETER
Ø DIAMETRE DU TROU
Ø LOCHDURCHMESSER
Ø DIÁMETRO DEL AGUJERO

COME LEGGERE LE TABELLE
HOW TO READ TABLES
COMMENT LIRE LES TABLES
WIE DIE TABELLEN ZU LESEN
COMO LEER LAS TABLAS

- MAGLIA
- MESH
- MAILLE
- MASCHE
- MALLA

MTS 10 Ø 5			
1,8	0,8	3	1250
1,8	1	3,7	1250
1,7	1,5	5,3	1250

- ARTICOLO DISPONIBILE DA STOCK
- ITEM AVAILABLE FROM STOCK
- ARTICLE DISPONIBLE SUR STOCK
- ARTIKEL AB LAGER VERFUGBAR
- ARTICULO DISPONIBLE EN STOCK

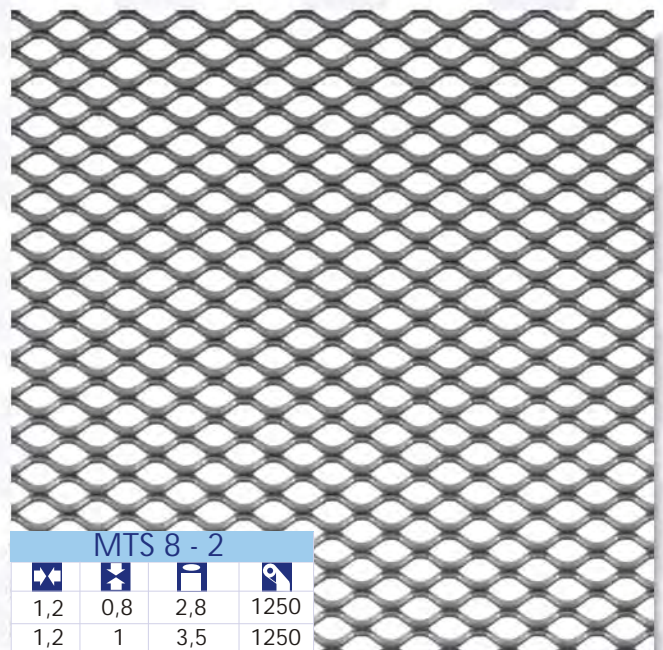
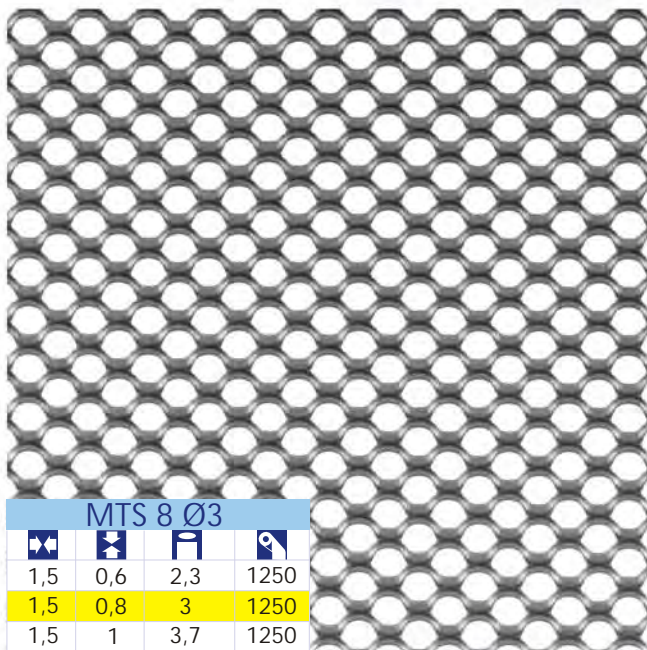


AVANZAMENTO
STRAND WIDTH
LANIERE
STEBBREITE
ANCHO HILO

SPESSORE
THICKNESS
EPAISSEUR
DICKE
ESPESOR CHAPA



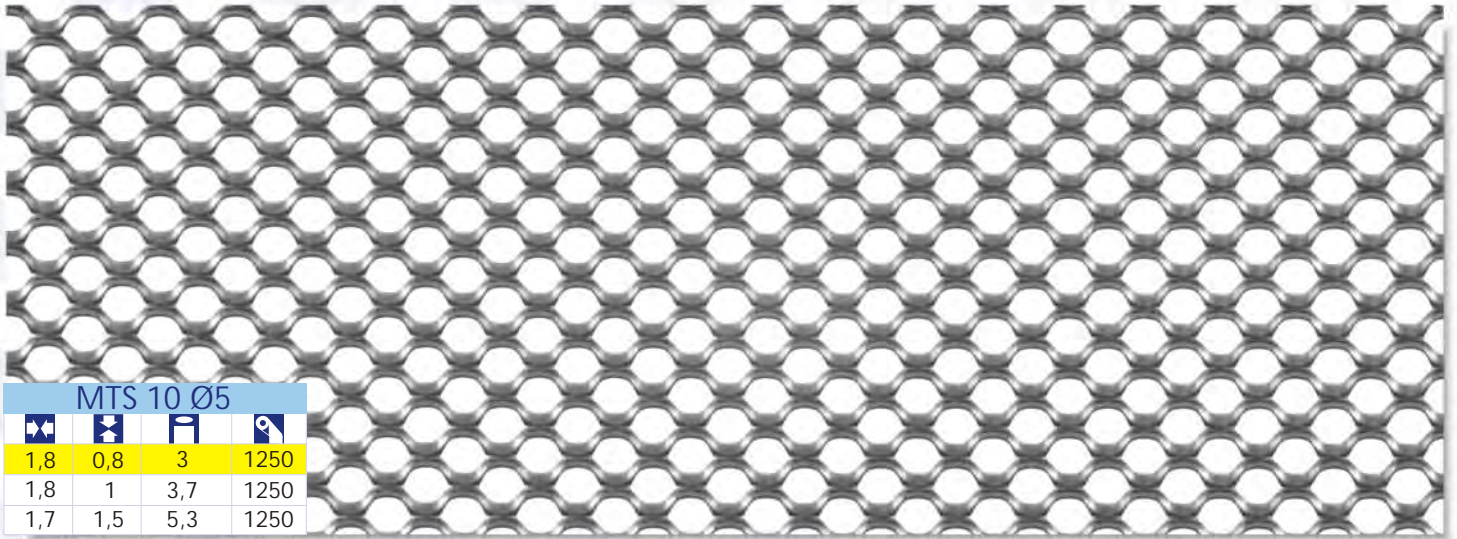
PESO
WEIGHT
POIDS
GEWICHT
PESO


LARGHEZZA MAX
MAX WIDTH
LARGEUR MAXI
MAX BREITE
ANCHO MAX

IL PESO INDICATO E' RIFERITO A LAMIERA STIRATA IN ACCIAIO COMUNE
INDICATED WEIGHT IS RELATED TO MILD STEEL EXPANDED METAL
LE POIDS INDIQUE SE REFERE AU METAL DEPLOYE EN ACIER DOUX
DIE GEWICHTSANGABE BETRIFFT STRECKMETALL AUS STAHL
EL PESO INDICADO CONCIERNE AL METAL EXPANDIDO DE HIERRO




- RETI STIRATE E SPIANATE A MAGLIA TONDA
- ROUND MESH FLATTENED EXPANDED METAL
- METAL DEPLOYE ET APLATI A MAILLE RONDE
- STRECKMETALL FLACHGEWALZT MIT RUNDMASCHEN
- METAL EXPANDIDO Y LAMINADO CON MALLA REDONDA






MTS 14 Ø7

2,7	0,8	3,2	1250
2,7	1	4	1250
2,7	1,5	6	1250



MTS 16 Ø8


3	1	3,6	1250
3	1,5	5,4	1250
3	2	7	1000



MTS 20 Ø10


3,25	1	3,2	1250
3,25	1,5	4,8	1250
3,25	2	6,4	1000

- RETI STIRATE E SPIANATE A MAGLIA TONDA
- ROUND MESH FLATTENED EXPANDED METAL
- METAL DEPLOYE ET APLATI A MAILLE RONDE
- STRECKMETALL FLACHGEWALZT MIT RUNDMASCHEN
- METAL EXPANDIDO Y LAMINADO CON MALLA REDONDA




MTS 25 Ø13

4,5	1,5	5,4	1250
4,5	2	6,8	1000



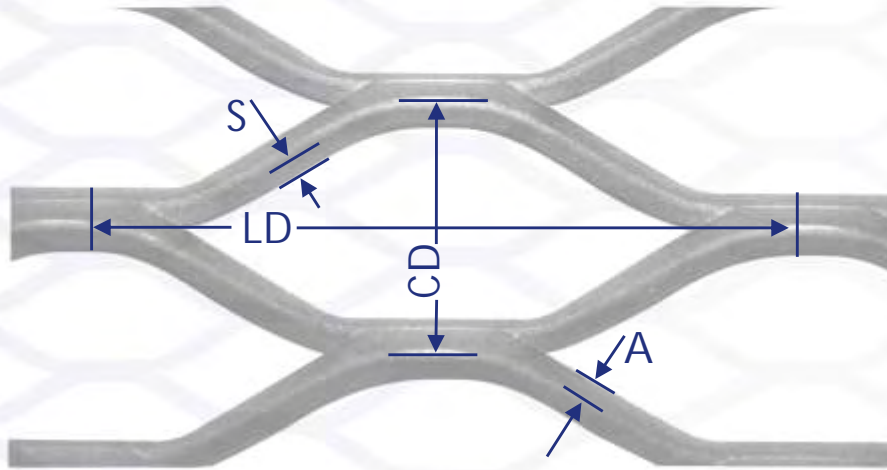
MTS 30 Ø15

6	1,5	5,4	1250
6	2	7,3	1000



- ◆ RETI STIRATE A MAGLIA ESAGONALE
- ◆ *HEXAGONAL MESH EXPANDED METAL*
- ◆ *METAL DEPLOYE A MAILLE HEXAGONALE*
- ◆ *STRECKMETALL MIT SECHSECKMASCHEN*
- ◆ *METAL EXPANDIDO CON MALLA HEXAGONAL*

- ◆ RETI STIRATE A MAGLIA ESAGONALE
- ◆ HEXAGONAL MESH EXPANDED METAL
- ◆ METAL DEPLOYE A MAILLE HEXAGONALE
- ◆ STRECKMETALL MIT SECHSECKMASCHEN
- ◆ METAL EXPANDIDO CON MALLA HEXAGONAL



LD LUNGA DIAGONALE
LD LONG WAY OF MESH
LD LONGUE DIAGONALE
LD LANGE DIAGONALE
LD DIAGONAL LARGA

CD CORTA DIAGONALE
CD SHORT WAY OF MESH
CD COURTE DIAGONALE
CD KURZE DIAGONALE
CD DIAGONAL CORTA

A AVANZAMENTO
A STRAND WIDTH
A LANIERE
A STEGBREITE
A ANCHO HILO

S SPESSORE
S THICKNESS
S EPAISSEUR
S DICKE
S ESPESOR CHAPA

COME LEGGERE LE TABELLE
HOW TO READ TABLES
COMMENT LIRE LES TABLES
WIE DIE TABELLEN ZU LESEN
COMO LEER LAS TABLAS

- ◆ MAGLIA
- ◆ MESH
- ◆ MAILLE
- ◆ MASCHEN
- ◆ MALLA

ME 46			
2,5	2	5	1500
3	2,5	7,5	1500


AVANZAMENTO
STRAND WIDTH
LANIERE
STEBBREITE
ANCHO HILO

SPESSORE
THICKNESS
EPAISSEUR
DICKE
ESPESOR CHAPA


PESO
WEIGHT
POIDS
GEWICHT
PESO

LARGHEZZA MAX
MAX WIDTH
LARGEUR MAXI
MAX BREITE
ANCHO MAX

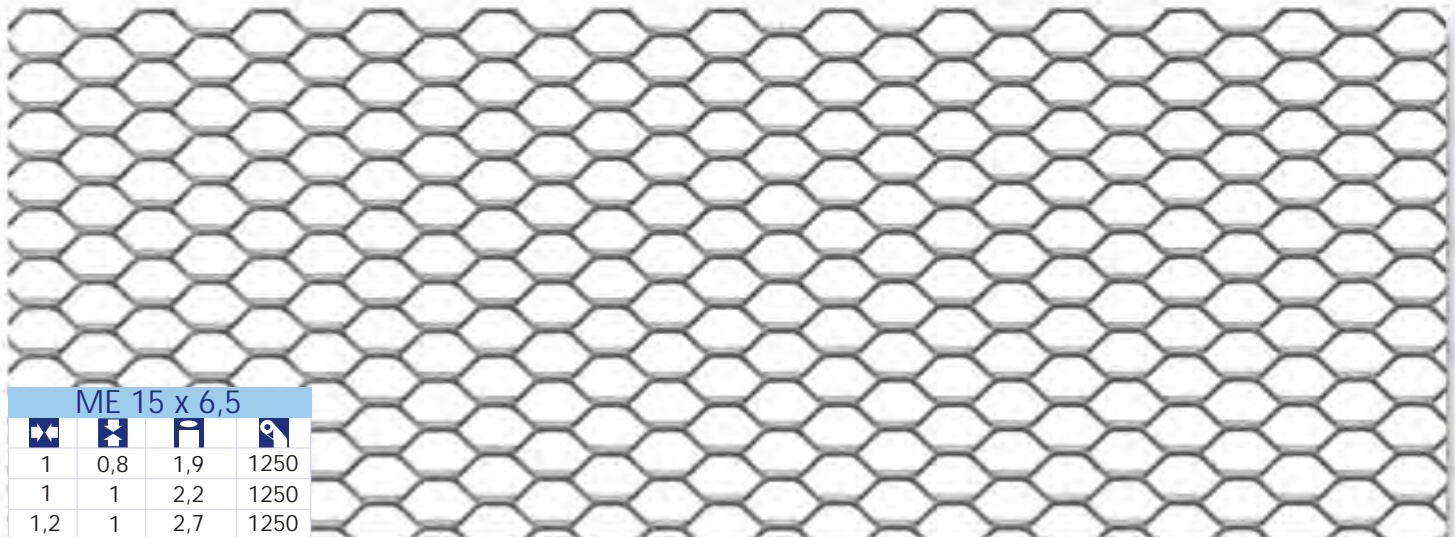
IL PESO INDICATO E' RIFERITO A LAMIERA STIRATA IN ACCIAIO COMUNE
INDICATED WEIGHT IS RELATED TO MILD STEEL EXPANDED METAL
LE POIDS INDIQUE SE REFERE AU METAL DEPLOYE EN ACIER DOUX
DIE GEWICHTSANGABE BETRIFFT STRECKMETALL AUS STAHL
EL PESO INDICADO CONCIERNE AL METAL EXPANDIDO DE HIERRO



ME 6 x 3,5			
0,6	0,5	1,5	1000
0,8	0,6	2,2	1000
1	0,8	3,5	1000







ME 10 x 5			
0,8	0,5	1,3	1250
0,8	0,8	2	1250
1	1	3,2	1250



ME 15 x 6,5			
1	0,8	1,9	1250
1	1	2,2	1250
1,2	1	2,7	1250

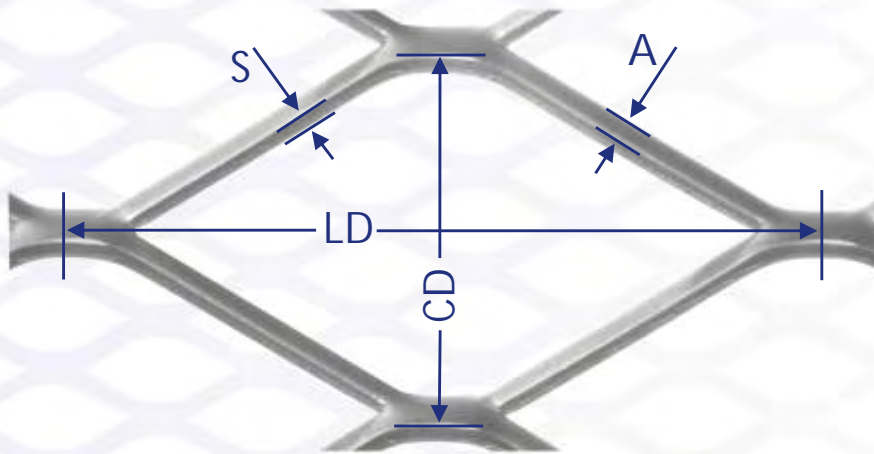
- ◆ RETI STIRATE A MAGLIA ESAGONALE
- ◆ HEXAGONAL MESH EXPANDED METAL
- ◆ METAL DEPLOYE A MAILLE HEXAGONALE
- ◆ STRECKMETALL MIT SECHSECKMASCHEN
- ◆ METAL EXPANDIDO CON MALLA HEXAGONAL





- ◆ RETI STIRATE SERIE "L"
- ◆ "L" SERIES MESH EXPANDED METAL
- ◆ METAL DEPLOYE MAILLES SERIE "L"
- ◆ STRECKMETALL "L" SERIE MASCHEN
- ◆ METAL EXPANDIDO MALLAS SERIE "L"

- ◆ RETI STIRATE SERIE "L"
- ◆ "L" SERIES MESH EXPANDED METAL
- ◆ METAL DEPLOYE MAILLES SERIE "L"
- ◆ STRECKMETALL "L" SERIE MASCHEN
- ◆ METAL EXPANDIDO MALLAS SERIE "L"



LD LUNGA DIAGONALE
LD LONG WAY OF MESH
LD LONGUE DIAGONALE
LD LANGE DIAGONALE
LD DIAGONAL LARGA

CD CORTA DIAGONALE
CD SHORT WAY OF MESH
CD COURTE DIAGONALE
CD KURZE DIAGONALE
CD DIAGONAL CORTA

A AVANZAMENTO
A STRAND WIDTH
A LANIERE
A STEGBREITE
A ANCHO HILO

S SPESSORE
S THICKNESS
S EPAISSEUR
S DICKE
S ESPESOR CHAPA

COME LEGGERE LE TABELLE
HOW TO READ TABLES
COMMENT LIRE LES TABLES
WIE DIE TABELLEN ZU LESEN
COMO LEER LAS TABLAS

- MAGLIA
- MESH
- MAILLE
- MASCHEN
- MALLA

ML 62 x 30			
3	3	5	1500
4	3	6,7	1500
6	3	9,9	1500


AVANZAMENTO
STRAND WIDTH
LANIERE
STEBBREITE
ANCHO HILO

SPESSORE
THICKNESS
EPAISSEUR
DICKE
ESPESOR CHAPA

PESO
WEIGHT
POIDS
GEWICHT
PESO

LARGHEZZA MAX
MAX WIDTH
LARGEUR MAXI
MAX BREITE
ANCHO MAX


IL PESO INDICATO E' RIFERITO A LAMIERA STIRATA IN ACCIAIO COMUNE
INDICATED WEIGHT IS RELATED TO MILD STEEL EXPANDED METAL
LE POIDS INDIQUE SE REFERE AU METAL DEPLOYE EN ACIER DOUX
DIE GEWICHTSANGABE BETRIFFT STRECKMETALL AUS STAHL
EL PESO INDICADO CONCIERNE AL METAL EXPANDIDO DE HIERRO



ML 28 x 13			
2	1,5	3,5	1500
3	1,5	5,3	1500




ML 35 x 15			
2	2	4	1500



ML 43 x 20			
2,5	1,5	3	1500
2,5	2	3,8	1500



- ◆ RETI STIRATE SERIE "L"
- ◆ "L" SERIES MESH EXPANDED METAL
- ◆ METAL DEPLOYE MAILLES SERIE "L"
- ◆ STRECKMETALL "L" SERIE MASCHEN
- ◆ METAL EXPANDIDO MALLAS SERIE "L"



ML 50 x 25			
3	2	3,9	1500



ML 62 x 30			
3	3	5	1500
4	3	6,7	1500
6	3	9,9	1500




- ◆ RETI STIRATE SERIE "L"
- ◆ "L" SERIES MESH EXPANDED METAL
- ◆ METAL DEPLOYE MAILLES SERIE "L"
- ◆ STRECKMETALL "L" SERIE MASCHEN
- ◆ METAL EXPANDIDO MALLAS SERIE "L"




ML 115 x 60

◆	◆	◆	◆
3	3	2,4	1500
4	3	3,2	1500
5	3	4,2	1500



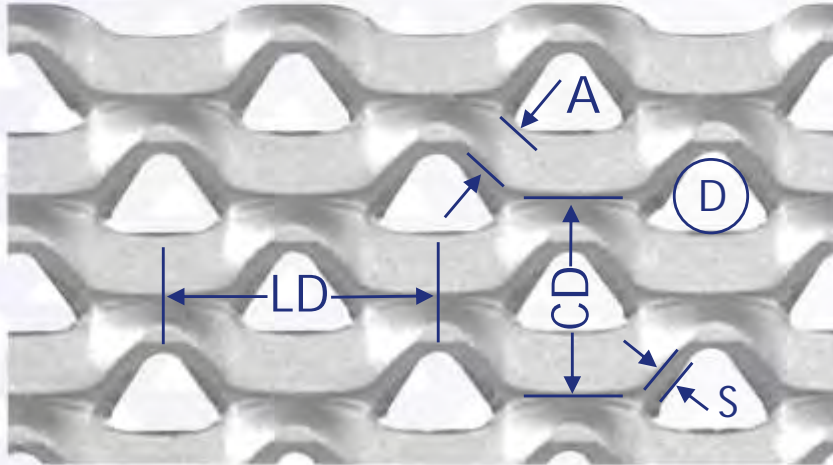
ML 200 x 100

◆	◆	◆	◆
4	3	2,2	1500
5	3	2,8	1500
5	4	3,8	1500



- ▲ RETI STIRATE A MAGLIA RASPANTE
- ▲ RASP MESH EXPANDED METAL
- ▲ METAL DEPLOYE MAILLES A SURFACE RAPANTE
- ▲ STRECKMETALL MIT RASPELMASCHE
- ▲ METAL EXPANDIDO CON MALLAS A RASPA

- ▲ RETI STIRATE A MAGLIA RASPANTE
- ▲ RASP MESH EXPANDED METAL
- ▲ METAL DEPLOYE MAILLES A SURFACE RASPANTE
- ▲ STRECKMETALL MIT RASPELMASCHE
- ▲ METAL EXPANDIDO CON MALLAS A RASPA



LD LUNGA DIAGONALE
LD LONG WAY OF MESH
LD LONGUE DIAGONALE
LD LANGE DIAGONALE
LD DIAGONAL LARGA

CD CORTA DIAGONALE
CD SHORT WAY OF MESH
CD COURTE DIAGONALE
CD KURZE DIAGONALE
CD DIAGONAL CORTA

A AVANZAMENTO
A STRAND WIDTH
A LANIERE
A STEGBREITE
A ANCHO HILO

S SPESSORE
S THICKNESS
S EPAISSEUR
S DICKE
S ESPESOR CHAPA

D DIAMETRO FORO
D HOLE DIAMETER
D DIAMETRE DU TROU
D LOCHDURCHMESSER
D DIÁMETRO DEL AGUJERO



MRA 8				
2	1,5	9	650	1,3



MRA 10				
2	1,5	8	650	1,7



MRA 12,5				
3	2	12	650	2,5



MRA 16				
5	2	13	650	3,5

AVANZAMENTO
STRAND WIDTH
LANIERE
STEBBREITE
ANCHO HILO


SPESSORE
THICKNESS
EPAISSEUR
DICKE
ESPESOR CHAPA

PESO
WEIGHT
POIDS
GEWICHT
PESO

LARGHEZZA MAX
MAX WIDTH
LARGEUR MAXI
MAX BREITE
ANCHO MAX

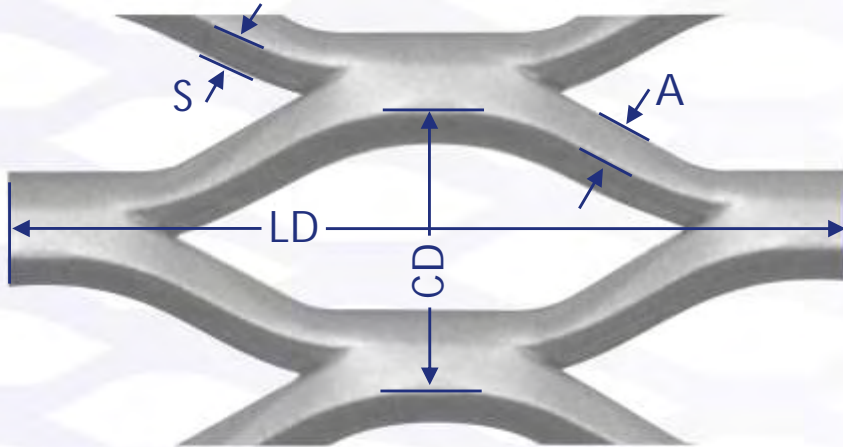
DIAMETRO FORO
HOLE DIAMETER
DIAMETRE DU TROU
LOCHDURCHMESSER
DIÁMETRO DEL AGUJERO

IL PESO INDICATO E' RIFERITO A LAMIERA STIRATA IN ACCIAIO COMUNE
INDICATED WEIGHT IS RELATED TO MILD STEEL EXPANDED METAL
LE POIDS INDIQUE SE REFERE AU METAL DEPLOYE EN ACIER DOUX
DIE GEWICHTSANGABE BETRIFFT STRECKMETALL AUS STAHL
EL PESO INDICADO CONCIERNE AL METAL EXPANDIDO DE HIERRO



- ◆ GRIGLIATI STIRATI
- ◆ WALKWAY MESH
- ◆ MAILLES POUR PASSERELLES
- ◆ GITTERROST-MASCHEN
- ◆ REJILLAS ESTIRADAS

- ◆ GRIGLIATI STIRATI
- ◆ WALKWAY MESH
- ◆ MAILLES POUR PASSERELLES
- ◆ GITTERROST-MASCHEN
- ◆ REJILLAS ESTIRADAS



LD LUNGA DIAGONALE
LD LONG WAY OF MESH
LD LONGUE DIAGONALE
LD LANGE DIAGONALE
LD DIAGONAL LARGA

CD CORTA DIAGONALE
CD SHORT WAY OF MESH
CD COURTE DIAGONALE
CD KURZE DIAGONALE
CD DIAGONAL CORTA

A AVANZAMENTO
A STRAND WIDTH
A LANIERE
A STEGBREITE
A ANCHO HILO

S SPESSORE
S THICKNESS
S EPAISSEUR
S DICKE
S ESPESOR CHAPA

COME LEGGERE LE TABELLE
HOW TO READ THE TABLES
COMMENT LIRE LES TABLES
WIE DIE TABELLEN ZU LESEN
COMO LEER LAS TABLAS

- ◆ MAGLIA
- ◆ MESH
- ◆ MAILLE
- ◆ MASCHEN
- ◆ MALLA

- ◆ CODICE ARTICOLO
- ◆ ITEM CODE
- ◆ CODE ARTICLE
- ◆ ARTIKELKODE
- ◆ CODIGO ARTICULO

46 x 13,5				
	◆	◆	◆	◆
E 2512	5	2	12	1500
E 2514	3,5	3	14	1500
E 2518	5	3	18	1500
E 2524	5	4	24	1500

- ◆ ARTICOLO DISPONIBILE DA STOCK
- ◆ ITEM AVAILABLE FROM STOCK
- ◆ ARTICLE DISPONIBLE SUR STOCK
- ◆ ARTIKEL AB LAGER VERFUGBAR
- ◆ ARTICULO DISPONIBLE EN STOCK


◆ AVANZAMENTO
STRAND WIDTH
LANIERE
STEBBREITE
ANCHO HILO

◆ SPESSORE
THICKNESS
EPAISSEUR
DICKE
ESPESOR CHAPA


◆ PESO
WEIGHT
POIDS
GEWICHT
PESO

◆ LARGHEZZA MAX
MAX WIDTH
LARGEUR MAXI
MAX BREITE
ANCHO MAX


IL PESO INDICATO E' RIFERITO A LAMIERA STIRATA IN ACCIAIO COMUNE
INDICATED WEIGHT IS RELATED TO MILD STEEL EXPANDED METAL
LE POIDS INDIQUE SE REFERE AU METAL DEPLOYE EN ACIER DOUX
DIE GEWICHTSANGABE BETRIFFT STRECKMETALL AUS STAHL
EL PESO INDICADO CONCIERNE AL METAL EXPANDIDO DE HIERRO



30 x 12,5				
30 DK	4,5	2,5	14	1500







46 x 13,5				
E 2512	5	2	12	1500
E 2514	3,5	3	14	1500
E 2518	5	3	18	1500
E 2524	5	4	24	1500




46 x 16,5				
E 3008	4	2	8	1500
E 3011	4	3	12	1500
E 3014	4	4	14	1500

- ◆ GRIGLIATI STIRATI
- ◆ WALKWAY MESH
- ◆ MAILLES POUR PASSERELLES
- ◆ GITTERROST-MASCHEN
- ◆ REJILLAS ESTIRADAS






- ◆ GRIGLIATI STIRATI
- ◆ WALKWAY MESH
- ◆ MAILLES POUR PASSERELLES
- ◆ GITTERROST-MASCHEN
- ◆ REJILLAS ESTIRADAS



90 x 22				
PT 9021	7	4	21	1500
PT 9023	8	4	23	1500
PT 9025	7	5	25	1250



112 x 25				
PT 1	7,5	4	17,5	1500
PT 2	8	4	19	1500
PT 3	7,5	5	22	1250

↓ DATI DI PORTANZA - CARICO UNIFORMEMENTE DISTRIBUITO

↓ LOAD TABLES - UNIFORM LOAD

↓ TABLEAU DE PORTANCES - CHARGE REPARTIE

↓ BELASTUNGSTABELLE - VERTEILTE LAST

↓ TABLAS DE LAS CAPACIDAD DE SOPORTE - CARGA UNIFORMEMENTE REPARTIDA

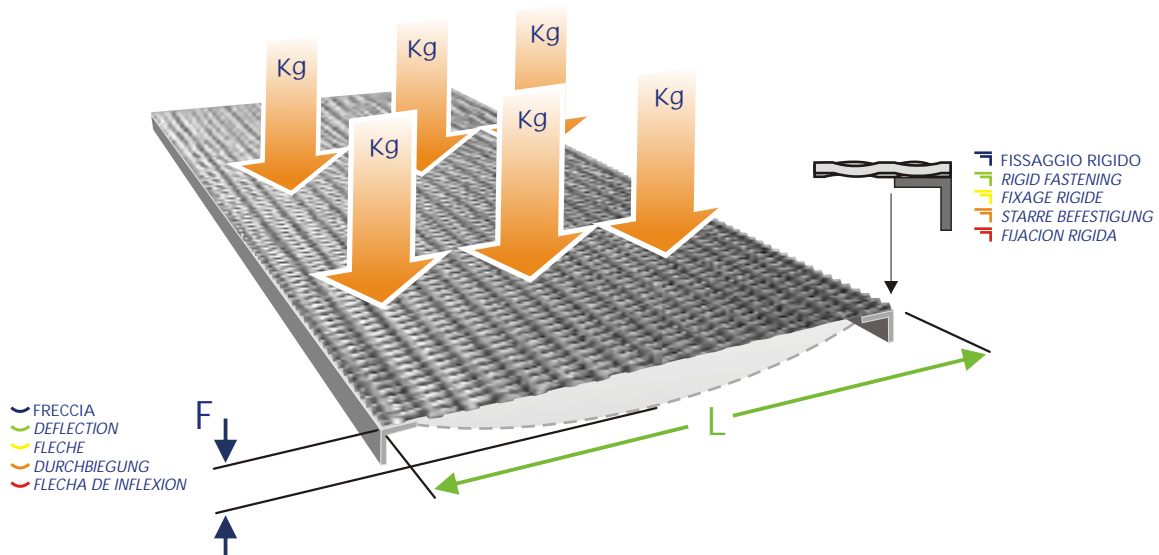
MAGLIA MESH MAILLE MASCHE MALLA	LUCE SPAN PORTEE SPANNWEITE LUZ LIBRE mm		Kg/m ²															
			100	200	300	400	500	600	700	800	900	1000	1200	1400	1600	1800	2000	
E 3011	L 500	F	1,4	2,8	4,2	5,6	7,0	8,4	9,8	11,2								
	L 750	F	7,1	14,2	21,4													
	L 1000	F	22,5															
	L 1250																	
	L 1500																	
E 3014	L 500	F	0,8	1,7	2,6	3,5	4,4	5,3	6,2	7,0	7,9	8,8	10,6					
	L 750	F	4,4	8,9	13,4	17,9												
	L 1000	F	14,1	28,3														
	L 1250	F	34,6															
	L 1500																	
PT 1	L 500	F	0,2	0,5	0,8	1,1	1,4	1,7	2,0	2,3	2,6	2,9	3,5	4,1	4,7	5,3	5,9	
	L 750	F	1,4	2,9	4,4	5,9	7,4	8,9	10,4	11,9	13,4	14,9						
	L 1000	F	4,7	9,4	14,1	18,8	23,6											
	L 1250	F	11,5	23,0	34,6													
	L 1500	F	23,9	47,8														
PT 3	L 500	F	0,1	0,2	0,4	0,5	0,6	0,8	0,9	1,0	1,2	1,3	1,6	1,8	2,1	2,4	2,6	
	L 750	F	0,6	1,3	2,0	2,7	3,4	4,0	4,7	5,4	6,1	6,8	8,1	9,5	10,9	12,2	13,6	
	L 1000	F	2,1	4,3	6,4	8,6	10,7	12,9	15,0	17,2	19,4	21,5						
	L 1250	F	5,2	10,5	15,7	21,0	26,3	31,5										
	L 1500	F	10,9	21,8	32,7													
PT 4	L 500	F	0,2	0,4	0,6	0,8	1,0	1,2	1,4	1,6	1,8	2,0	2,5	2,9	3,3	3,7	4,1	
	L 750	F	1,0	2,1	3,1	4,2	5,3	6,3	7,4	8,4	9,5	10,6	12,7	14,8	16,9	19,0		
	L 1000	F	3,3	6,7	10,0	13,4	16,7	20,1										
	L 1250	F	8,1	16,3	24,5													
	L 1500	F	16,9	33,9														
SP 2A	L 500	F	0,8	1,6	2,5	3,3	4,1	5,0	5,8	6,7	7,5	8,3	10,0					
	L 750	F	4,2	8,4	12,7	16,9												
	L 1000	F	13,4	26,8														
	L 1250	F	32,7															
	L 1500																	

DISPORRE SEMPRE LE DIAGONALI MAGGIORI NEL SENSO DELLA LUCE - FRECCHE MASSIME CONSIGLIABILI CONTENUTE IN 1/50 DELLA LUCE LIBERA
PLACE ALWAYS LONG WAY MESHES ACROSS THE SPAN - MAX RECOMMENDED DEFLECTION WITHIN 1/50 OF CLEAR SPAN

DISPOSEZ TOUJOURS LES LONGUES DIAGONALES DANS LE SENS DE LA PORTEE - FLECHE RECOMANDEE AU MAXIMUM 1/50 DE LA PORTEE

MASCHELÄNGE MUSS IN RICHTUNG DER SPANNWEITE LIEGEN - DIE DURCHBIEGUNG SOLL 1/50 DER SPANNWEITE NICHT ÜBERSCHREITEN

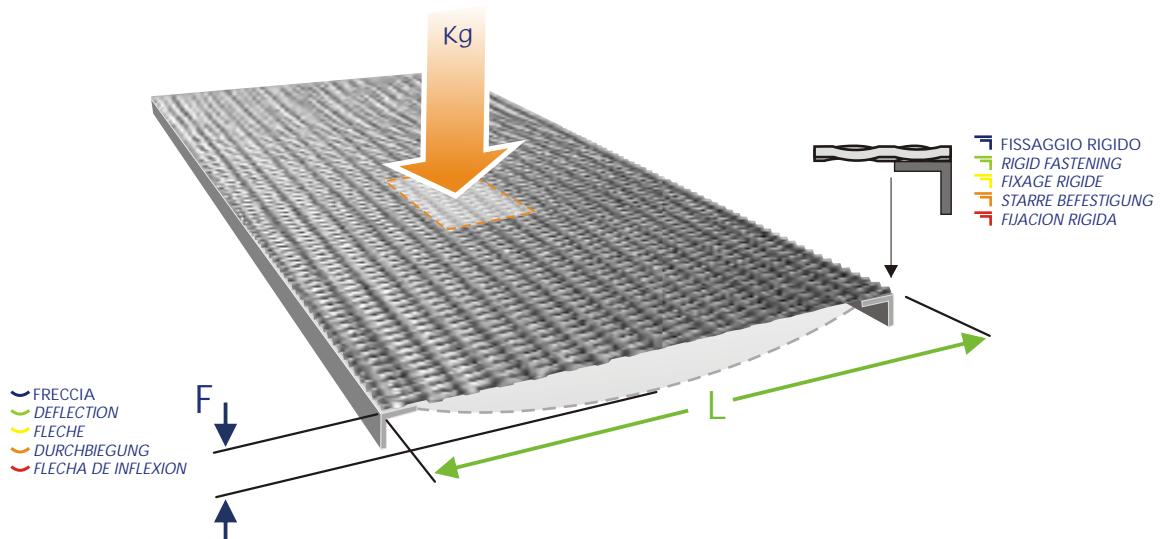
COLOCAR SIEMPRE LAS DIAGONALES LARGAS EN EL SENTIDO DE LA LUZ LIBRE - FLECHAS MAXIMAS ACONSEJABLES LIMITADAS A 1/50 DE LA LUZ LIBRE




- ↓ DATI DI PORTANZA - CARICO CONCENTRATO
- ↓ LOAD TABLES - CONCENTRATED LOAD
- ↓ TABLEAU DE PORTANCES - CHARGE CONCENTREE
- ↓ BELASTUNGSTABELLE - EINZELLAST
- ↓ TABLAS DE LAS CAPACIDAD DE SOPORTE - CARGA CONCENTRADA

MAGLIA MESH MAILLE MASCHE MALLA	LUCE SPAN PORTEE SPANNWEITE LUZ LIBRE mm		Kg														
			40	60	80	100	120	140	180	220	260	300	340	380	420	460	500
E 3011	L 500	F	1,5	2,3	3,1	2,9	4,7	5,5	7,1	8,7	10,3						
	L 750	F	3,5	5,3	7,1	8,9	10,7	12,5	16,1								
	L 1000	F	6,3	9,5	12,7	15,9	19,1	22,3									
	L 1250	F	9,9	14,9	19,9	24,9	29,9										
E 3014	L 500	F	1,3	2,0	2,7	3,4	4,1	4,8	6,2	7,6	9,0	10,4					
	L 750	F	3,1	4,6	6,2	7,8	9,3	10,9	14,0	17,1							
	L 1000	F	5,5	8,3	11,1	13,8	16,6	19,4									
	L 1250	F	8,6	13,0	17,3	21,6	26,0										
PT 1	L 500	F	0,7	1,1	1,5	1,9	2,3	2,7	3,5	4,3	5,1	5,9	6,7	7,5	8,3	9,1	9,9
	L 750	F	1,7	2,6	3,5	4,4	5,3	6,2	8,0	9,8	11,6	13,4	15,2	17,0			
	L 1000	F	3,1	4,7	6,3	7,9	9,5	11,1	14,3	17,5	20,7	23,9					
	L 1250	F	4,9	7,4	9,9	12,4	14,9	17,4	22,4								
PT 3	L 500	F	0,4	0,7	0,9	1,2	1,4	1,7	2,2	2,4	3,2	3,6	4,1	4,6	5,1	5,6	6,1
	L 750	F	1,1	1,6	2,2	2,7	3,3	3,8	4,9	6,0	7,2	8,3	9,4	10,5	11,6	12,7	13,8
	L 1000	F	1,9	2,9	3,9	4,9	5,9	6,8	8,8	10,8	12,8	14,7	16,7	18,7	20,6	22,6	
	L 1250	F	3,0	4,6	6,1	7,6	9,2	10,7	13,8	16,9	20,0	23,0	26,1				
PT 4	L 500	F	0,6	0,9	1,2	1,6	1,9	2,2	2,8	3,5	4,1	4,8	5,4	6,0	6,7	7,3	8,0
	L 750	F	1,4	2,1	2,8	3,6	4,3	5,0	6,4	7,9	9,3	10,8	12,2	13,7	15,1	16,5	
	L 1000	F	2,5	3,8	5,1	6,4	7,6	8,9	11,5	14,1	16,6	19,2	21,8				
	L 1250	F	4,0	6,0	8,0	10,0	12,0	14,0	18,0	22,0	26,6						
SP 2A	L 500	F	1,5	2,3	3,1	2,9	4,7	5,5	7,1	8,7	10,3						
	L 750	F	3,5	5,3	7,1	8,9	10,7	12,5	16,1								
	L 1000	F	6,3	9,5	12,7	15,9	19,1	22,3									
	L 1250	F	9,9	14,9	19,9	24,9	29,9										
	L 1500	F	14,3	21,5	28,7	35,9											

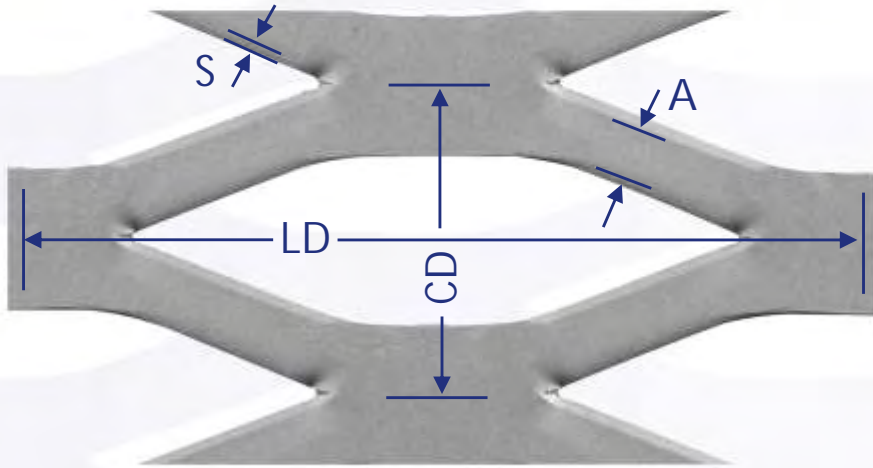
DISPORRE SEMPRE LE DIAGONALI MAGGIORI NEL SENSO DELLA LUCE - FRECCHE MASSIME CONSIGLIABILI CONTENUTE IN 1/50 DELLA LUCE LIBERA
 PLACE ALWAYS LONG WAY MESHES ACROSS THE SPAN - MAX RECOMMENDED DEFLECTION WITHIN 1/50 OF CLEAR SPAN
 DISPOSEZ TOUJOURS LES LONGUES DIAGONALES DANS LE SENS DE LA PORTEE - FLECHE RECOMANDEE AU MAXIMUM 1/50 DE LA PORTEE
 MASCHELÄNGE MUSS IN RICHTUNG DER SPANNWEITE LIEGEN - DIE DURCHBIEGUNG SOLL 1/50 DER SPANNWEITE NICHT ÜBERSCHREITEN
 COLOCAR SIEMPRE LAS DIAGONALES LARGAS EN EL SENTIDO DE LA LUZ LIBRE - FLECHAS MAXIMAS ACONSEJABLES LIMITADAS A 1/50 DE LA LUZ LIBRE





- ◆ GRIGLIATI STIRATI E SPIANATI
- ◆ WALKWAY MESH EXPANDED AND FLATTENED METAL
- ◆ METAL DEPLOYE ET APLATI POUR PASSERELLES
- ◆ STRECKMETALL FLACHGEWALZT MIT GITTEROST MASCHEN
- ◆ REJILLAS ESTIRADAS LAMINADAS

- ◆ GRIGLIATI STIRATI E SPIANATI
- ◆ WALKWAY MESH EXPANDED AND FLATTENED METAL
- ◆ METAL DEPLOYE ET APLATI POUR PASSERELLES
- ◆ STRECKMETALL FLACHGEWALZT MIT GITTEROST MASCHEN
- ◆ REJILLAS ESTIRADAS LAMINADAS



LD LUNGA DIAGONALE
LD LONG WAY OF MESH
LD LONGUE DIAGONALE
LD LANGE DIAGONALE
LD DIAGONAL LARGA

CD CORTA DIAGONALE
CD SHORT WAY OF MESH
CD COURTE DIAGONALE
CD KURZE DIAGONALE
CD DIAGONAL CORTA

A AVANZAMENTO
A STRAND WIDTH
A LANIERE
A STEGBREITE
A ANCHO HILO

S SPESSORE
S THICKNESS
S EPAISSEUR
S DICKE
S ESPESOR CHAPA

COME LEGGERE LE TABELLE
HOW TO READ THE TABLES
COMMENT LIRE LES TABLES
WIE DIE TABELLEN ZU LESEN
COMO LEER LAS TABLAS

- MAGLIA
- MESH
- MAILLE
- MASCHEN
- MALLA

- CODICE ARTICOLO
- ITEM CODE
- CODE ARTICLE
- ARTIKELKODE
- CODIGO ARTICULO

112 x 40				
	◆	◆	■	■
SP 2/A	9,5	3	12	1500
SP 2	9,5	4	16	1500
SP 5	9,5	5	19	1500

- ARTICOLO DISPONIBILE DA STOCK
- ITEM AVAILABLE FROM STOCK
- ARTICLE DISPONIBLE SUR STOCK
- ARTIKEL AB LAGER VERFUGBAR
- ARTICULO DISPONIBLE EN STOCK



◆ AVANZAMENTO
◆ STRAND WIDTH
◆ LANIERE
◆ STEGBREITE
◆ ANCHO HILO

◆ SPESSORE
◆ THICKNESS
◆ EPAISSEUR
◆ DICKE
◆ ESPESOR CHAPA



■ PESO
■ WEIGHT
■ POIDS
■ GEWICHT
■ PESO


■ LARGHEZZA MAX
■ MAX WIDTH
■ LARGEUR MAXI
■ MAX BREITE
■ ANCHO MAX

IL PESO INDICATO E' RIFERITO A LAMIERA STIRATA IN ACCIAIO COMUNE
INDICATED WEIGHT IS RELATED TO MILD STEEL EXPANDED METAL
LE POIDS INDIQUE SE REFERE AU METAL DEPLOYE EN ACIER DOUX
DIE GEWICHTSANGABE BETRIFFT STRECKMETALL AUS STAHL
EL PESO INDICADO CONCIERNE AL METAL EXPANDIDO DE HIERRO



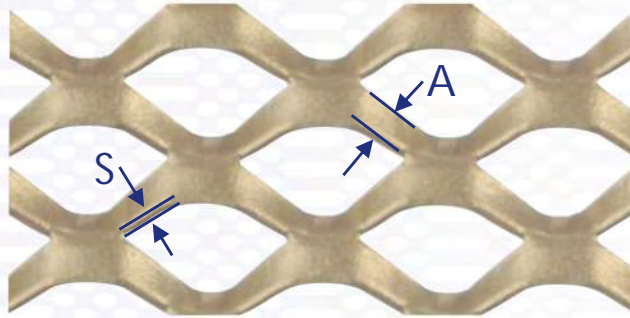
- ◆ GRIGLIATI STIRATI E SPIANATI
- ◆ WALKWAY MESH EXPANDED AND FLATTENED METAL
- ◆ METAL DEPLOYE ET APLATI POUR PASSERELLES
- ◆ STRECKMETALL FLACHGEWALZT MIT GITTEROST MASCHEN
- ◆ REJILLAS ESTIRADAS LAMINADAS





-  RETI DECORATIVE
-  DECORATIVE MESH
-  MAILLES DECORATIVES
-  DEKORATIVE MASCHEN
-  MALLAS DECORATIVAS

- ❖ RETI DECORATIVE
- ❖ DECORATIVE MESH
- ❖ MAILLES DECORATIVES
- ❖ DEKORATIVE MASCHEN
- ❖ MALLAS DECORATIVAS



- A AVANZAMENTO
- A STRAND WIDTH
- A LANIERE
- A STEGBREITE
- A ANCHO HILO
- S SPESSORE
- S THICKNESS
- S EPAISSEUR
- S DICKE
- S ESPESOR CHAPA

COME LEGGERE LE TABELLE
HOW TO READ TABLES
COMMENT LIRE LES TABLES
WIE DIE TABELLEN ZU LESEN
COMO LEER LAS TABLAS

6.130		
2,7	1	1,4

- I MAGLIA
- I MESH
- I MAILLE
- I MASCHEN
- I MALLA



AVANZAMENTO
STRAND WIDTH
LANIERE
STEBBREITE
ANCHO HILO



SPESSORE
THICKNESS
EPAISSEUR
DICKE
ESPESOR CHAPA



PESO
WEIGHT
POIDS
GEWICHT
PESO







MATERIALE: ALLUMINIO 99,5 %
FORMATO STANDARD: MM 1000 X 2000
FORNITE IN ALLUMINIO GREZZO O ANODIZZATO (NATURALE , ORO O BRONZO)
E SU RICHIESTA VERNICIATE A POLVERI

MATERIAL: ALUMINIUM 99,5 %
STANDARD SIZE: MM 1000 X 2000
SUPPLIED UNTREATED OR ANODIZED (NATURAL, GOLD OR BRONZE)
ON REQUEST POWDER COATED







MATIERE: ALU 99,5 %
FORMAT STANDARD: MM 1000 X 2000
LIVRES EN ALU BRUT OU ANODISE (NATUREL, OR OU BRONZE)
ET, SUR DEMANDE, PEINTES EN POUDES

MATERIAL: ALUMINIUM 99,5 %
STANDARDFORMAT : MM 1000 X 2000
UNBEHANDELT ODER ELOXIERT (NATUR, GOLD, BRONZE)
UND AUF ANFRAGE PULVERBESCHICHTET GELIEFERT

MATERIAL: ALUMINIO 99,5 %
FORMATO ESTÁNDAR : MM 1000 X 2000
SUMINISTRADA EN ALUMINIO NATURAL O ANODIZADO (NATURAL, ORO O BRONCE)
Y, SOBRE CONSULTA, PINTADA CON POLVO



- ❖ RETI DECORATIVE
- ❖ DECORATIVE MESH
- ❖ MAILLES DECORATIVES
- ❖ DEKORATIVE MASCHEN
- ❖ MALLAS DECORATIVAS

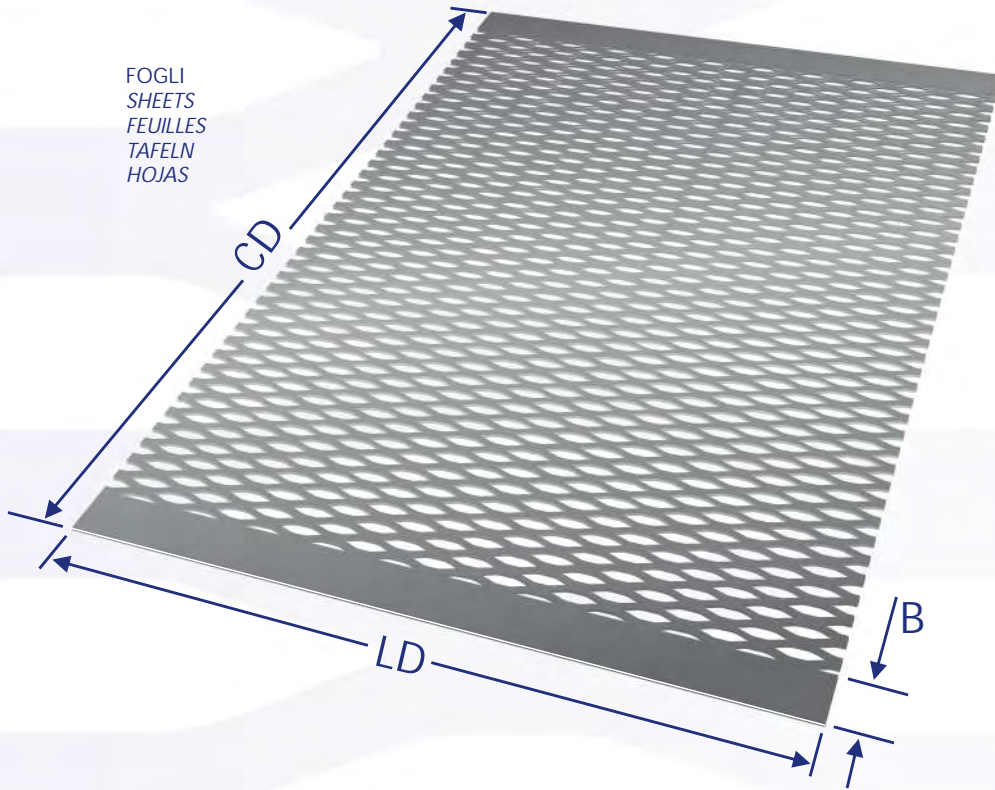




-  **PRODOTTI FINITI**
-  **FINISHED PRODUCTS**
-  **PRODUITS FACONNES**
-  **ENDPRODUKTE**
-  **PRODUCTOS ACABADOS**

- ◆ PRODOTTI PER ESSICCAZIONE LATERIZI
- ◆ PRODUCTS FOR DRYING BRICKS
- ◆ PRODUITS POUR LE SECHAGE DES BRIQUES
- ◆ PRODUKTE FÜR DIE TROCKNUNG VON BACKSTEINEN UND ZIEGELN
- ◆ PRODUCTOS PARA EL SECADO DE LADRILLOS

FOGLI
SHEETS
FEUILLES
TAFELN
HOJAS



◆ FOGLI, PIANALI E CARRELLI IN LAMIERA STIRATA E SPIANATA CONSENTONO UN NOTEVOLE PASSAGGIO D'ARIA E QUINDI UNA RAPIDA ED OMOGENEA ESSICCAZIONE. HANNO LUNGA DURATA E COSTI DI MANUTENZIONE ASSAI MODESTI.

◆ SHEETS, SHELVES AND MULTI-LAYERED STACKERS MADE FROM FLATTENED EXPANDED METAL ALLOW A SIGNIFICANT AIR PASSAGE AND THEREBY A QUICK AND HOMOGENEOUS DRYING. THEY HAVE A LONG DURABILITY AND VERY LOW COSTS OF MAINTENANCE.

◆ FEUILLES, PLATEAUX ET ETAGERES DE METAL DEPLOYE APLATI A FORT COEFFICIENT DE PASSAGE, DE CONCEPTION ROBUSTE ET DE FAIBLE COUT D'ENTRETIEN, ILS PERMETTENT UN SECHAGE HOMOGENE, RAPIDE ET OPTIMISENT AINSI VOTRE PRODUCTION.

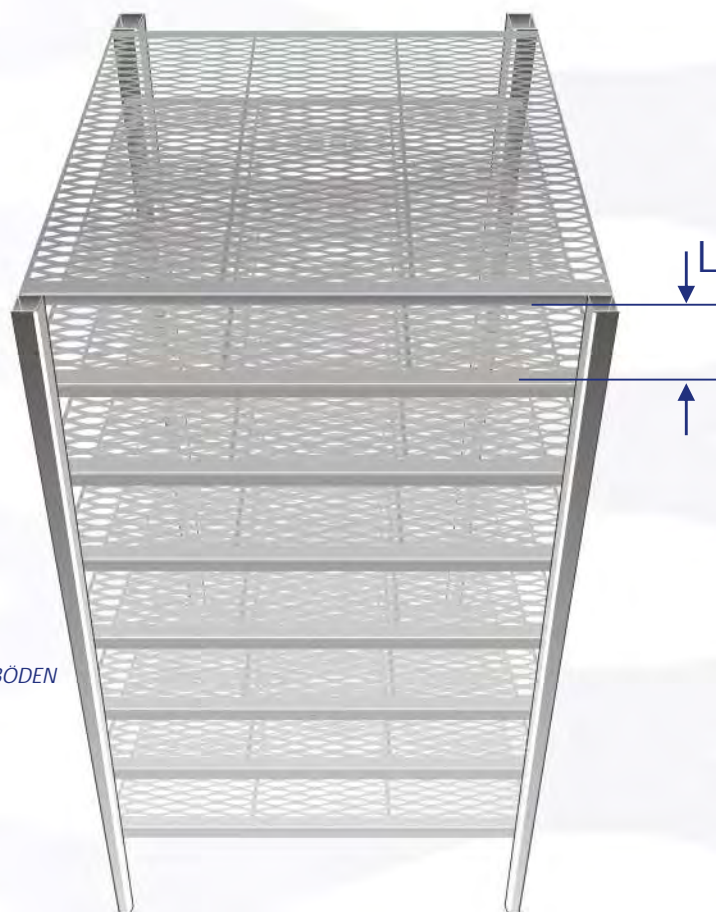

◆ TAFELN, FLACHBÖDEN UND MEHRSCHICHTIGE FLACHBÖDEN AUS FLACHGEWALZTEM STRECKMETALL ERLAUBEN EINEN BETRÄCHTLICHEN LUFTDURCHLASS UND DAMIT EINE SCHNELLE UND EINHEITLICHE TROCKNUNG. SIE HABEN EINE LANGE LEBENSDAUER UND SEHR NIEDRIGE UNTERHALTSKOSTEN.

◆ HOJAS, PLANCHAS Y CARREILLAS EN METAL EXPANDIDO Y LAMINADO QUE PERMITEN UN NOTABLE PASO DE AIRE Y, POR LO TANTO, UN SECADO RAPIDO Y HOMOGENEO. TIENEN UNA LARGA DURACION Y UN COSTE DE MANTENIMIENTO MUY REDUCIDO.



112 x 40			
8	3	9	2000

PIANALI
SHELVES
PLATEAUX
FLACHBÖDEN
PLANCHAS



CARRELLI
MULTI-LAYERED STACKERS
ETAGERES
MEHRSCHICHTIGE FLACHBÖDEN
CARREILLAS

LD LUNGA DIAGONALE
LD LONG WAY MESH
LD LONGUE DIAGONAL
LD LANGE DIAGONAL
LD DIAGONAL LARGA

CD CORTA DIAGONALE
CD SHORT WAY MESH
CD COURTE DIAGONAL
CD KURZE DIAGONAL
CD DIAGONAL CORTA

B BORDO PIENO
B PLAIN BORDER
B BORD PLEIN
B RAND
B BORDE

H ALTEZZA
H HEIGHT
H HAUTEUR
H HÖHE
H ALTURA

L LUCE
L OPENING
L OUVERTURE
L ÖFFNUNG
L LUZ


 AVANZAMENTO
STRAND WIDTH
LANIERE
STEGBREITE
ANCHO HILO

 SPESSORE
THICKNESS
EPAISSEUR
DICKE
ESPESOR CHAPA

 PESO
WEIGHT
POIDS
GEWICHT
PESO

 LARGHEZZA MAX
MAX WIDTH
LARGEUR MAXI
MAX BREITE
ANCHO MAX

- ▬ GRADINI E PIANEROTTOLI IN LAMIERA STIRATA
- ▬ EXPANDED METAL STAIRTREADS AND LANDINGS
- ▬ MARCHES ET PALIERS EN METAL DEPLOYE
- ▬ STUFEN UND TREPPENABSATZEN AUS STRECKMETALL
- ▬ PELDANOS Y RELLANOS EN METAL EXPANDIDO



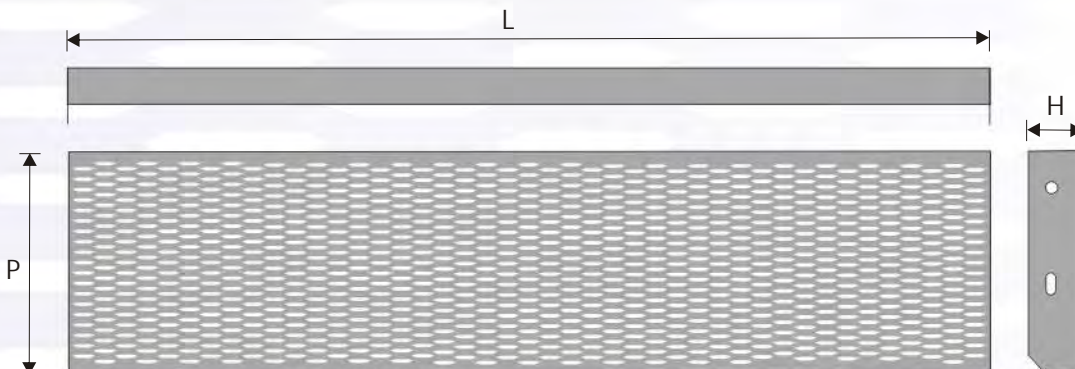
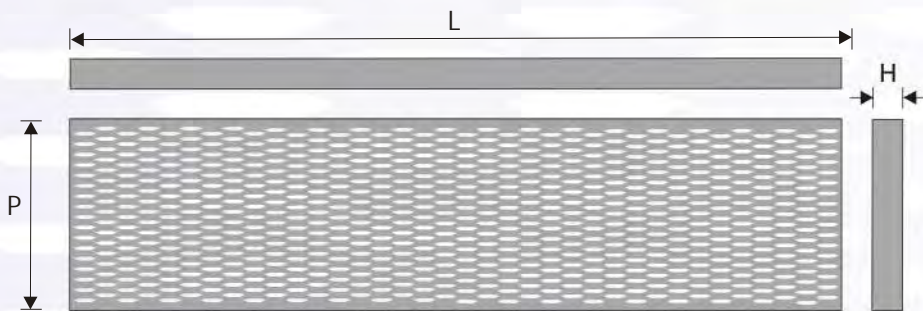
STANDARD				
L	P	H		
mm	mm	mm	mm	Kg
1000	250	40	2,5	10,8
900	250	40	2,5	9,1
800	250	40	2,5	6,9
700	250	40	2,5	5,8
600	250	40	2,5	4,5
500	250	40	2,5	3,9






SEKUR				
L	P	H		
mm	mm	mm	mm	Kg
1200	300	73	3	17,2

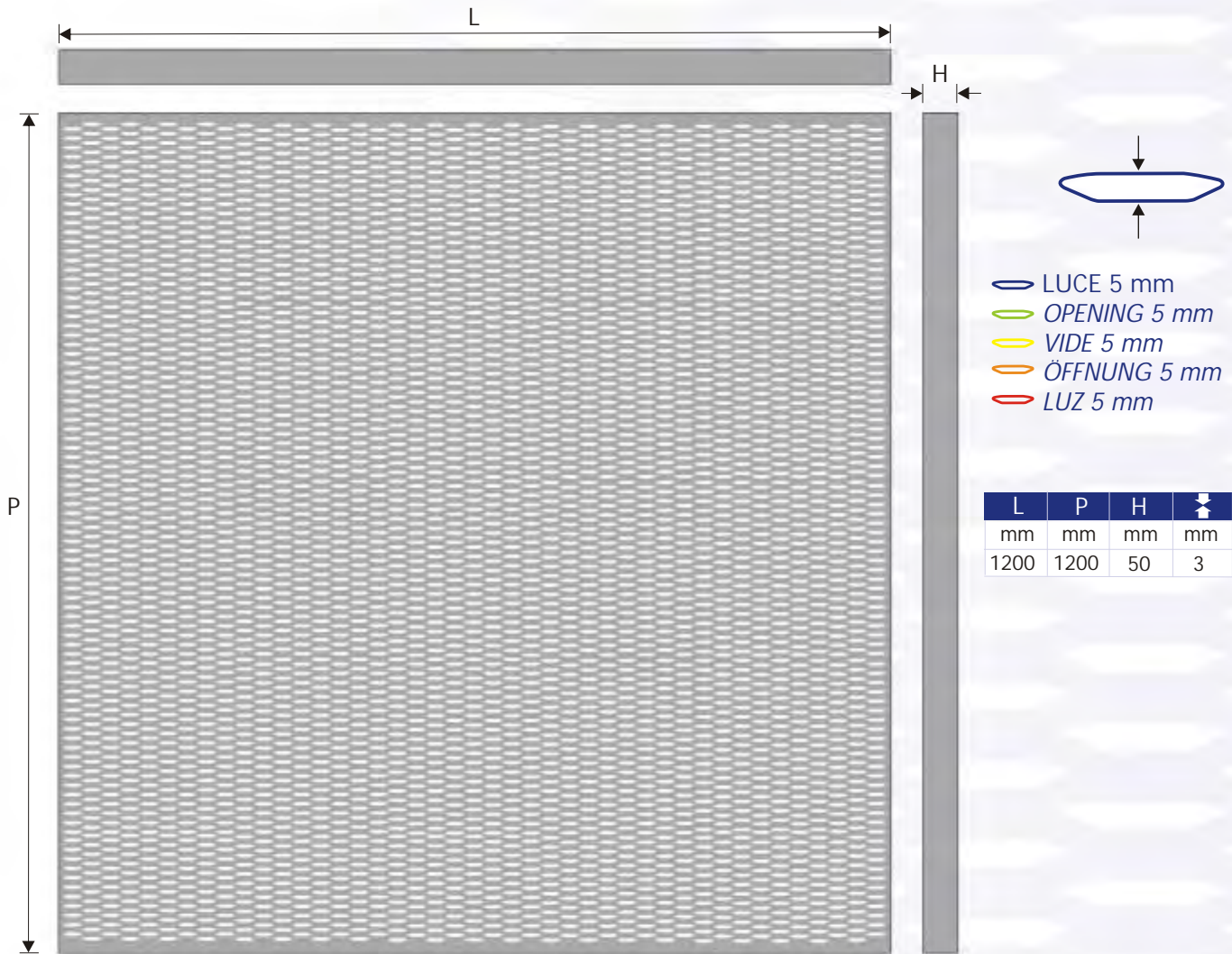
- Z ZINCATI A CALDO EN ISO 1461
- Z EN ISO 1461 HOT DIP GALVANIZED
- Z GALVANISES A CHAUD EN ISO 1461
- Z FEUERVERZINKTE NACH EN ISO 1461
- Z GALVANIZADOS EN CALIENTE EN ISO 1461



- PRODOTTO COLLAUDATO
- TESTED PRODUCT
- PRODUIT ESSAYE
- GEPRUFTE PRODUKTE
- PRODUCTO HOMOLOGADO

- A NORMA DI SICUREZZA
- ACCORDING WITH SAFETY RULES
- CONFORME AUX NORMES DE SECURITE
- NACH SICHERHEITSVORSCHRIFTEN
- SEGUN NORMA DE SEGURIDAD






-  ANTISDRUCCIOLO - ANTITACCO - ANTIPANICO
-  SAFE WALKING - FOOTGRIP - HEELPROOF
-  ANTIDERAPANT - PROTECTION CONTRE TALONS AIGUILLES - ANTIPANIQUE
-  TRITTSICHER - STÖCKELSCHUHSICHER - RUTSCHHEMMEND
-  ANTIDESLIZAMIENTO - SALVATACON - ANTIPANICO



L	P	H		
mm	mm	mm	mm	Kg
1200	1200	50	3	68

-  BATTIPIEDE
-  TOERAIL
-  GARDE-PIED
-  FUSSLEISTE
-  RODAPIES


H	x	L		
mm	mm	mm	mm	Kg
150	x	3000	2,5	9,5



- ◆ RECINZIONI PER ESTERNO
- ◆ FENCING
- ◆ CLOTURES POUR USAGE EXTERIEUR
- ◆ ZÄUNE
- ◆ CERCADOS PARA EXTERIOR



SCREENEX



L	P	H	i	⇒
mm	mm	mm	Kg	%
1413	1500	1400	30	8

MAGLIA - MESH - MAILLE - MASCHE - MALLA
mm
225 x 54 - 25 x 1,5

- / PANNELLI E PALETTI POSSONO ESSERE FORNITI ZINCATI A CALDO E/O VERNICIATI A POLVERI POLIESTERE PER ESTERNO NEI COLORI DELLA GAMMA RAL
- / PANELS AND FENCE POSTS CAN BE SUPPLIED HOT-DIP GALVANIZED AND/OR POLYESTER POWDER COATED FOR OUTDOOR USE IN RAL COLOURS
- / PANNEAUX ET PIQUETS PEUVENT ETRE LIVRES GALVANISES A CHAUD ET/OU PEINTS PAR POUDRES POLYESTER POUR USAGE EXTERIEUR, DANS LES COULEURS DE LA GAMME RAL
- / TAFELN UND PFOSTEN KÖNNEN FEUERVERZINKT UND/ODER POLYESTER PULVERLACKIERT ZU AUSSERE ANWENDUNG IN RAL-FARBEN GELIEFERT WERDEN
- / PANELES Y POSTES PUEDEN SER SUMINISTRADOS GALVANIZADOS EN CALIENTE Y/O LACADOS CON PINTURA EN POLVO DE POLIESTER PARA EXTERIOR EN TODA LA GAMA DE COLORES RAL

L LUNGHEZZA
LENGTH
LONGUEUR
LANGE
LARGO

P INTERASSE
PITCH
ENTRAXE
TEILUNG
PASO


H ALTEZZA
HEIGHT
HAUTEUR
HÖHE
ALTURA




TRASPARENZA FRONTALE
OPEN AREA
TRANSPARENCE FRONTALE
OFFENE FLÄCHE
TRANSPARENCIA FRONTAL

- / SU RICHIESTA SI PRODUCONO ANCHE PANNELLI A MISURA
- / CUT TO SIZE PANELS ON REQUEST
- / SUR DEMANDE ON PRODUIT AUSSI PANNEAUX SUR MESURE
- / AUF ANFRAGE WERDEN DIE TAFELN AUCH AUF MASS ZUGESCHNITTEN
- / A PETICION PUEDEN SER PRODUCIDOS TAMBIEN PANELES A MEDIDA

- ◆ RECINZIONI PER ESTERNO
- ◆ FENCING
- ◆ CLOTURES POUR USAGE EXTERIEUR
- ◆ ZÄUNE
- ◆ CERCADOS PARA EXTERIOR



OPEN



L	P	H	i	⇒	⇒
mm	mm	mm	Kg	%	
1813	2000	1400	23	72	

MAGLIA - MESH - MAILLE - MASCHE - MALLA
mm
50 x 33 - 4,2 x 3

- /// PANNELLI E PALETTI POSSONO ESSERE FORNITI ZINCATI A CALDO E/O VERNICIATI A POLVERI POLIESTERE PER ESTERNO NEI COLORI DELLA GAMMA RAL
- /// PANELS AND FENCE POSTS CAN BE SUPPLIED HOT-DIP GALVANIZED AND/OR POLYESTER POWDER COATED FOR OUTDOOR USE IN RAL COLOURS
- /// PANNEAUX ET PIQUETS PEUVENT ETRE LIVRES GALVANISES A CHAUD ET/OU PEINTS PAR POUDRES POLYESTER POUR USAGE EXTERIEUR, DANS LES COULEURS DE LA GAMME RAL
- /// TAFELN UND PFOSTEN KÖNNEN FEUERVERZINKT UND/ODER POLYESTER PULVERLACKIERT ZU AUSSERE ANWENDUNG IN RAL-FARBEN GELIEFERT WERDEN
- /// PANELES Y POSTES PUEDEN SER SUMINISTRADOS GALVANIZADOS EN CALIENTE Y/O LACADOS CON PINTURA EN POLVO DE POLIESTER PARA EXTERIOR EN TODA LA GAMA DE COLORES RAL

L LUNGHEZZA
LENGTH
LONGUEUR
LANGE
LARGO

P INTERASSE
PITCH
ENTRAXE
TEILUNG
PASO

H ALTEZZA
HEIGHT
HAUTEUR
HÖHE
ALTURA



TRASPARENZA FRONTALE
OPEN AREA
TRANSPARENCE FRONTALE
OFFENE FLÄCHE
TRANSPARENCIA FRONTAL

- /// SU RICHIESTA SI PRODUCONO ANCHE PANNELLI A MISURA
- /// CUT TO SIZE PANELS ON REQUEST
- /// SUR DEMANDE ON PRODUIT AUSSI PANNEAUX SUR MESURE
- /// AUF ANFRAGE WERDEN DIE TAFELN AUCH AUF MASS ZUGESCHNITTEN
- /// A PETICION PUEDEN SER PRODUCIDOS TAMBIEN PANELES A MEDIDA

- 🎯 COME RAGGIUNGERCI
- 🌍 HOW TO REACH US
- 🇫🇷 NOUS TROUVER
- 🇩🇪 SO FINDEN SIE UNS
- 🇪🇸 COMO LLEGAR A NOSOTROS





RGS Schiavetti s.r.l. - Reti e Grigliati Stirati
Viale della Vittoria, 4 - 15060 STAZZANO (AL) Italy - Tel.39-0143-61295 - Fax **39-0143-633466**
<http://www.rgs.it> - e-mail:rgs@rgs.it